

VICTOR VALLEY TRANSIT AUTHORITY

**Expanded Reports for September 2021.**

The attached expanded Performance Reports are presented to provide an overview of the transit system's costs and performance.

- Keolis invoice for July 2021.
- Monthly Performance Charts: Passengers Per Revenue Hour.
- Monthly Performance Statistics Systemwide Summary.
- Monthly Ridership Report.
- Program Statistics: Operating Costs and Passenger Revenue.
- Fort Irwin Revenue and Expenses.
- Monthly Complaint Report.
- Lift Deployment and Bike Rack Use Logs.
- Monthly ADA Denial Report.
- On-time Performance Report.
- Miles Between Roadcalls.



**Keolis Transit Services**

17150 Smoke Tree St.  
Hesperia Calif. 92345

**BILL TO**

Victor Valley Transit Authority  
17150 Smoke Tree St.  
Hesperia, CA 92345

Attention: Mr. Kevin Kane  
Executive Director

**DATE**

8/4/2021

**CONTRACT NAME:**  
Victor Valley Transit

**INVOICE NO.** 0060122-IN

**MONTH**

July

**BILLING PERIOD**

07/01/21 - 07/31/21

|                     | Budgeted Revenue hours | Actual Revenue hours | Variance in Missed Service | Budgeted Expense      | Actual Expense        | Variance (+ or -)    | Budgeted Expense Year-to-date | Actual Expense Year-to-date | Variance (+ or -) Year-to-date |
|---------------------|------------------------|----------------------|----------------------------|-----------------------|-----------------------|----------------------|-------------------------------|-----------------------------|--------------------------------|
| ADA ParaTransit     | 3,233.00               | 1,968.45             |                            | \$326,242.03          | \$198,635.95          | (\$127,606.08)       | \$326,242.03                  | \$198,635.95                | (\$127,606.08)                 |
| Subscription        | 1,172.00               | 773.04               |                            | \$118,266.52          | \$78,007.47           | (\$40,259.05)        | \$118,266.52                  | \$78,007.47                 | (\$40,259.05)                  |
| Regional Fixed Rt   | 11,261.26              | 11,231.33            | (29.93)                    | \$983,108.00          | \$980,495.11          | (\$2,612.89)         | \$983,108.00                  | \$980,495.11                | (\$2,612.89)                   |
| County              | 1,823.12               | 1,816.49             | (6.63)                     | \$159,158.38          | \$158,579.58          | (\$578.80)           | \$159,158.38                  | \$158,579.58                | (\$578.80)                     |
| Vaccine Express     | -                      | 4.18                 |                            | \$0.00                | \$422.14              | \$422.14             | \$0.00                        | \$422.14                    | \$422.14                       |
| B.V. Link/Lifeline  | 634.81                 | 633.00               | (1.81)                     | \$55,418.91           | \$55,260.90           | (\$158.01)           | \$55,418.91                   | \$55,260.90                 | (\$158.01)                     |
| Fort Irwin          | 497.20                 | 495.00               | (2.20)                     | \$46,060.61           | \$45,856.80           | (\$203.81)           | \$46,060.61                   | \$45,856.80                 | (\$203.81)                     |
| Barstow-Fixed Route | 1,882.30               | 1,882.30             | -                          | \$164,324.79          | \$164,324.79          | \$0.00               | \$164,324.79                  | \$164,324.79                | \$0.00                         |
| Barstow-County      | 774.30                 | 774.30               | -                          | \$67,596.39           | \$67,596.39           | \$0.00               | \$67,596.39                   | \$67,596.39                 | \$0.00                         |
| Barstow-DAR         | 454.00                 | 225.14               |                            | \$45,813.14           | \$22,718.88           | (\$23,094.26)        | \$45,813.14                   | \$22,718.88                 | (\$23,094.26)                  |
| <b>SUBTOTALS</b>    | <b>21,731.99</b>       | <b>19,803.23</b>     | <b>(40.57)</b>             | <b>\$1,965,988.77</b> | <b>\$1,771,898.00</b> | <b>-\$194,090.76</b> | <b>\$1,965,988.77</b>         | <b>\$1,771,898.01</b>       | <b>-\$194,090.76</b>           |

\* County routes include 21,22,23, and 25

**TOTAL INVOICE INCLUDING VARIANCE**

**\$1,771,898.00**

**Please REMIT TO:**

Keolis Transit Services, LLC  
470 Atlantic Avenue, 5th Floor  
Boston, MA 02210

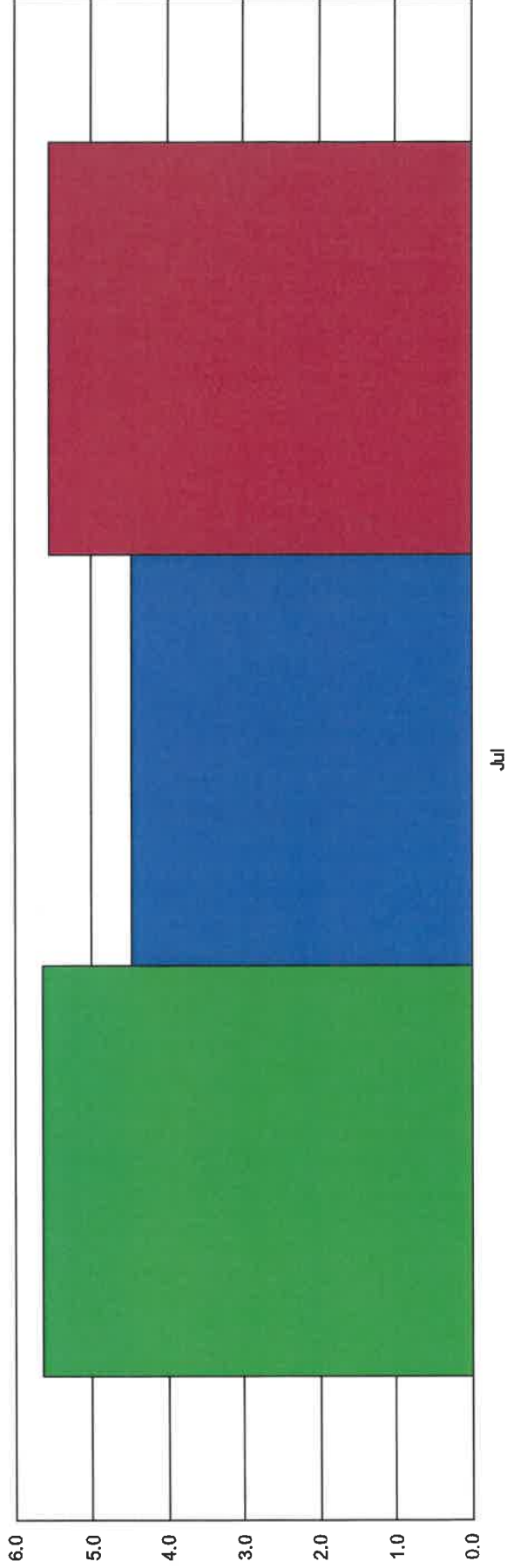
Manager's Signature and Business Phone

**FY 2022 -- Monthly Performance Charts**  
 Program - Commuter Bus  
 Year-To-Date through July  
 All Routes

**Passengers Per Revenue Hour**

Target: None


- Two Years Prior
- Prior Year
- Current Year



**FY 2022 -- Monthly Performance Charts**  
 Program - County Routes  
 Year-To-Date through July  
 All Routes

**Passengers Per Revenue Hour**

Target: None

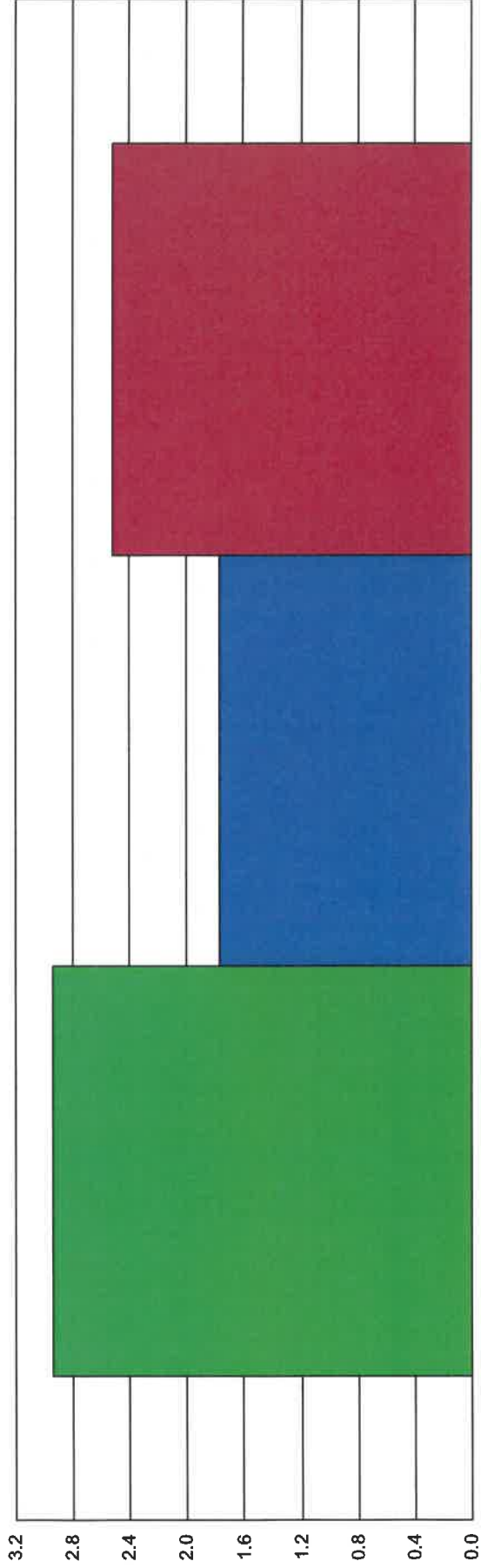


**FY 2022 -- Monthly Performance Charts**  
 Program - Community Transit  
 Year-To-Date through July  
 All Routes

**Passengers Per Revenue Hour**

Target: None

- Two Years Prior
- Prior Year
- Current Year



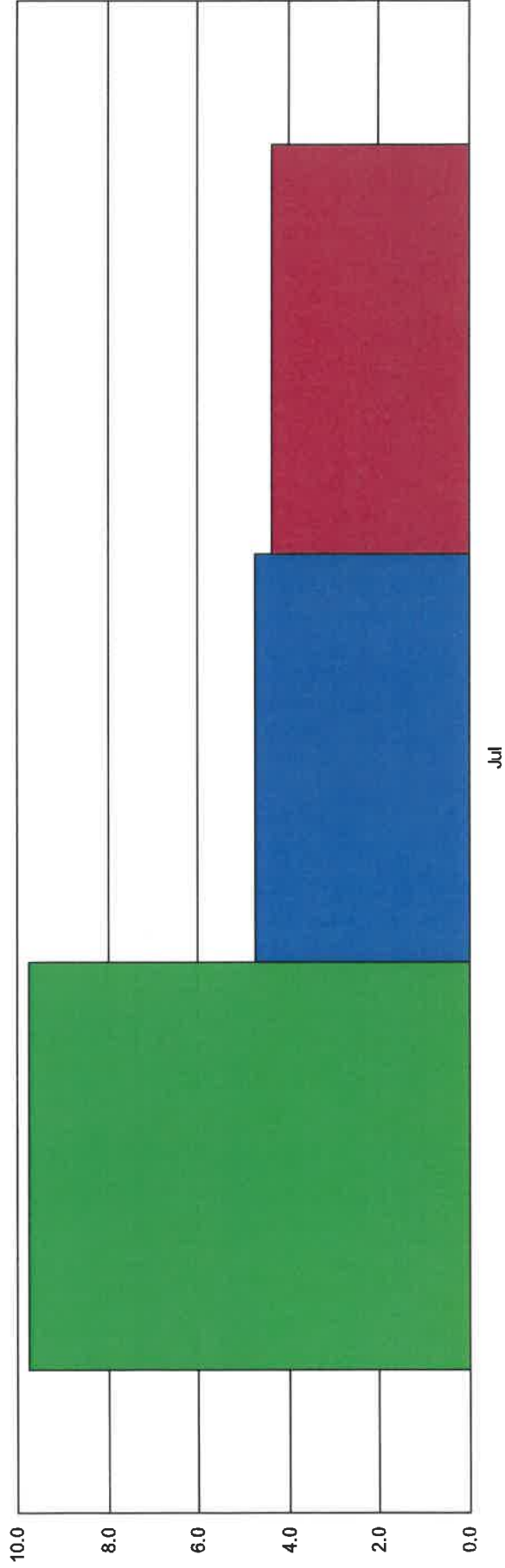
**FY 2022 -- Monthly Performance Charts**

Program - Intercity  
 Year-To-Date through July  
 All Routes

**Passengers Per Revenue Hour**

Target: None

- Two Years Prior
- Prior Year
- Current Year



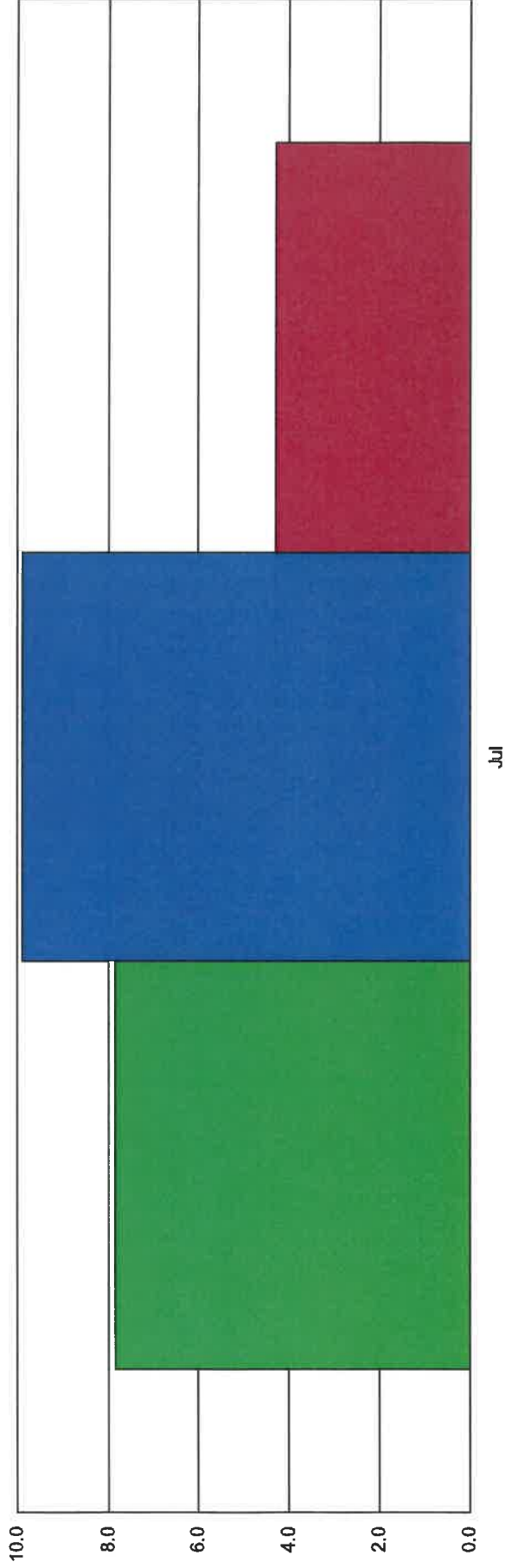
**FY 2022 -- Monthly Performance Charts**

Program - Barstow City Fixed Routes  
 Year--To-Date through July  
 All Routes

**Passengers Per Revenue Hour**

Target: None

- Two Years Prior
- Prior Year
- Current Year



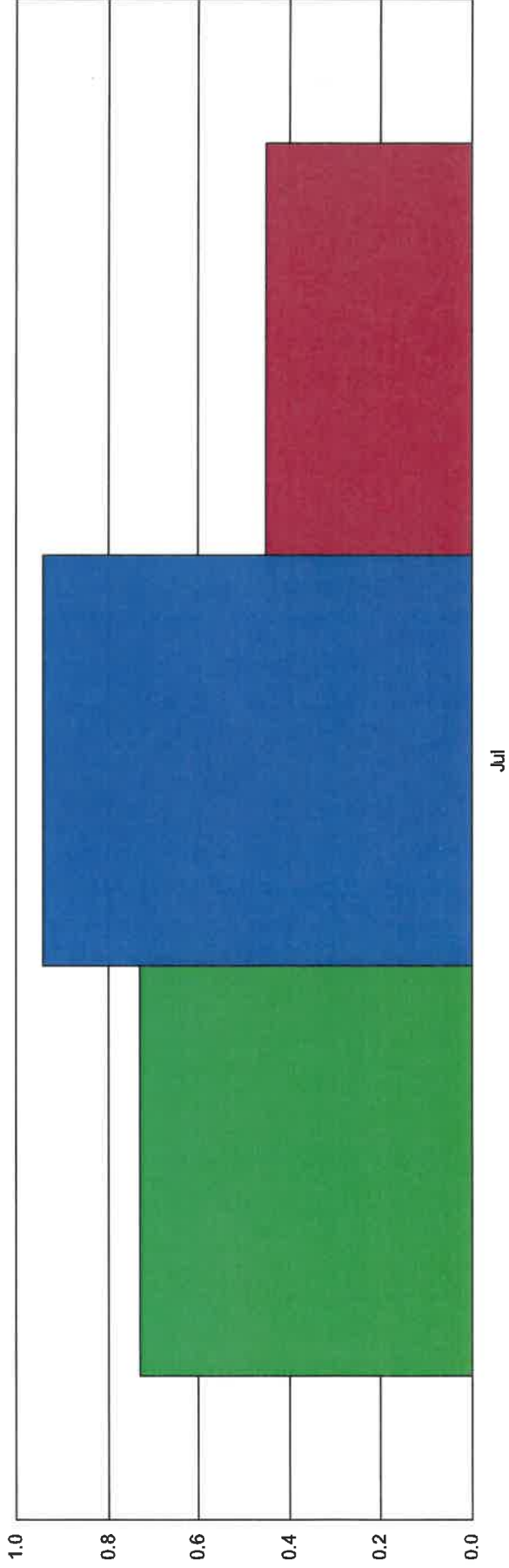
# FY 2022 -- Monthly Performance Charts

Program - Barstow County Routes  
 Year-To-Date through July  
 All Routes

## Passengers Per Revenue Hour

Target: None

- Two Years Prior
- Prior Year
- Current Year





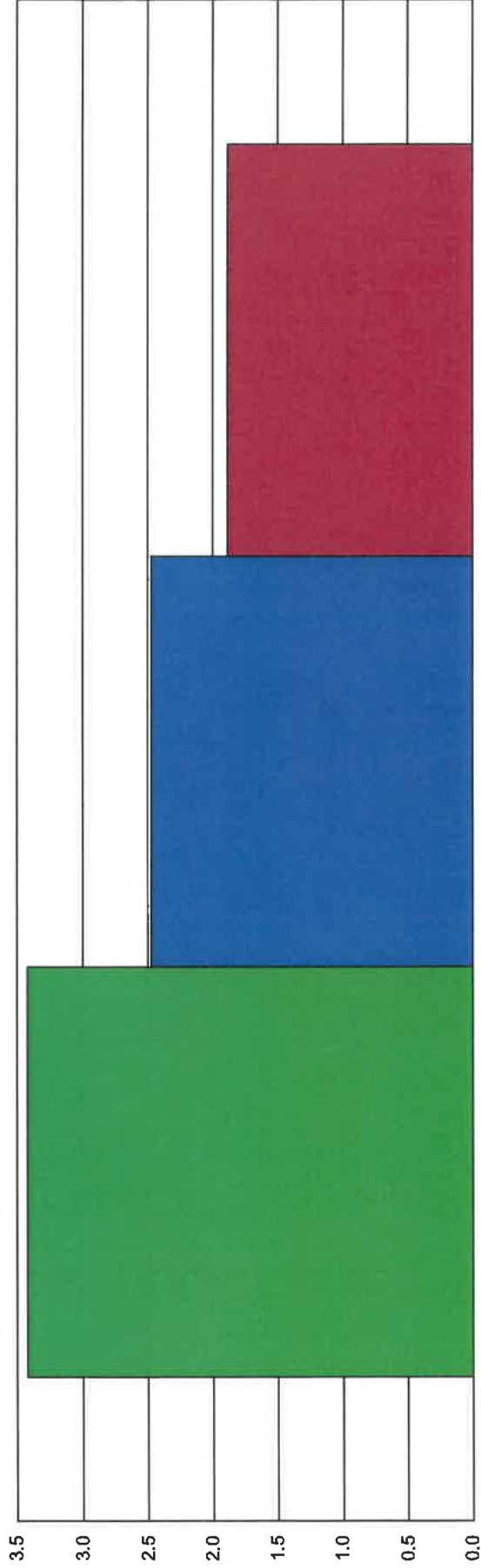
# FY 2022 -- Monthly Performance Charts

Program - Barstow Demand Response  
 Year-To-Date through July  
 All Routes

## Passengers Per Revenue Hour

Target: None

- Two Years Prior
- Prior Year
- Current Year

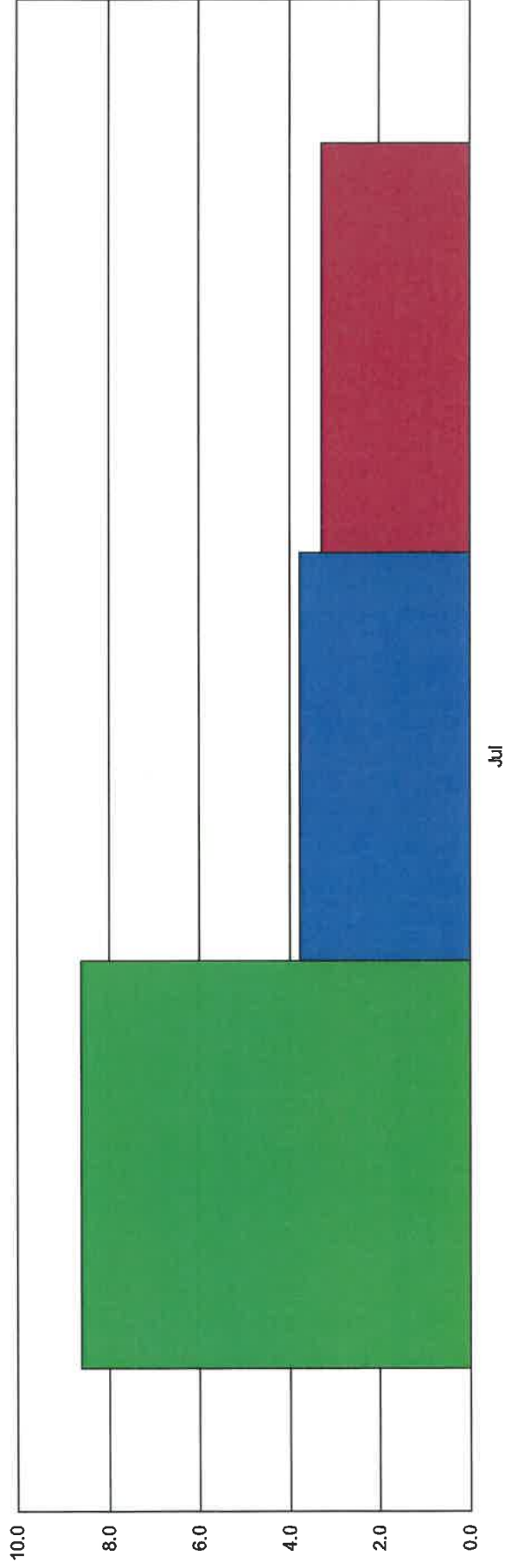


**FY 2022 -- Monthly Performance Charts**  
 Program - Regional Routes  
 Year-To-Date through July  
 All Routes

**Passengers Per Revenue Hour**

Target: None

- Two Years Prior
- Prior Year
- Current Year





**FY 2022 -- Monthly Performance Statistics by Mode**  
**Systemwide Summary**  
**All Routes**

**Performance Statistics for July**

| Mode                | Passengers    | Revenue Hours   | Operating Costs    | Passenger Revenue | Passengers |                | Operating Cost  |               | Passenger Revenue |               | Farebox Recovery Ratio |
|---------------------|---------------|-----------------|--------------------|-------------------|------------|----------------|-----------------|---------------|-------------------|---------------|------------------------|
|                     |               |                 |                    |                   | Rev. Hour  | Per Passenger  | Rev. Hour       | Per Passenger | Rev. Hour         | Per Passenger |                        |
| Bus (Motorbus)      | 50,876        | 16,325.3        | \$2,169,154        | \$93,057          | 3.1        | \$42.64        | \$132.87        | \$1.83        | \$5.70            | 4.29%         |                        |
| Commuter Bus        | 2,753         | 495.1           | \$74,226           | \$35,982          | 5.6        | \$26.96        | \$149.92        | \$13.07       | \$72.68           | 48.48%        |                        |
| Demand Response     | 7,489         | 3,027.7         | \$442,684          | \$21,457          | 2.5        | \$59.11        | \$146.21        | \$2.87        | \$7.09            | 4.85%         |                        |
| <b>System Total</b> | <b>61,118</b> | <b>19,848.1</b> | <b>\$2,686,064</b> | <b>\$150,496</b>  | <b>3.1</b> | <b>\$43.95</b> | <b>\$135.33</b> | <b>\$2.46</b> | <b>\$7.58</b>     | <b>5.60%</b>  |                        |



**Monthly Ridership Report**  
**July, FY 2022**  
**Bus (Motorbus), Commuter Bus, Demand Response Only**

**Total (All Day Types)**

| Mode                | Passengers    |               | Passengers Per Revenue Hour |              | Farebox Recovery Ratio |              |
|---------------------|---------------|---------------|-----------------------------|--------------|------------------------|--------------|
|                     | Prior Year    | Current Year  | Prior Year                  | Current Year | Prior Year             | Current Year |
| Bus (Motorbus)      | 51,137        | 50,876        | 4.0                         | 3.1          | 7.67%                  | 4.29%        |
| Commuter Bus        | 2,325         | 2,753         | 4.4                         | 5.5          | 49.74%                 | 48.48%       |
| Demand Response     | 4,189         | 7,489         | 1.8                         | 2.4          | 1.89%                  | 4.85%        |
| <b>System Total</b> | <b>57,651</b> | <b>61,118</b> | <b>3.7</b>                  | <b>3.0</b>   | <b>8.41%</b>           | <b>5.60%</b> |

**FY 2022 -- Program Statistics**  
 Year-To-Date Through July  
 Regional Routes  
 All Routes

| Operating Costs<br>Target: None |                         |                         |                         |                    |            |
|---------------------------------|-------------------------|-------------------------|-------------------------|--------------------|------------|
| Month                           | FY 2021<br>Actual Costs | FY 2022<br>Budget Costs | FY 2022<br>Actual Costs | Budget<br>Variance | % Variance |
| Jul                             | \$932,274               | \$1,290,528             | \$1,506,158             | \$215,629          | 16.70%     |
| Jul                             | \$932,274               | \$1,290,528             | \$1,506,158             | \$215,629          | 16.70%     |



**FY 2022 -- Program Statistics**  
 Year-To-Date Through July  
 County Routes  
 All Routes

| Operating Costs |                         |                         |                         |                    |            |
|-----------------|-------------------------|-------------------------|-------------------------|--------------------|------------|
| Target: None    |                         |                         |                         |                    |            |
| Month           | FY 2021<br>Actual Costs | FY 2022<br>Budget Costs | FY 2022<br>Actual Costs | Budget<br>Variance | % Variance |
| Jul             | \$163,027               | \$203,235               | \$235,595               | \$32,359           | 15.92%     |
| Jul             | \$163,027               | \$203,235               | \$235,595               | \$32,359           | 15.92%     |



**FY 2022 -- Program Statistics**  
 Year-To-Date Through July  
 Community Transit  
 All Routes

| Operating Costs |                         |                         |                         |                    |            |
|-----------------|-------------------------|-------------------------|-------------------------|--------------------|------------|
| Target: None    |                         |                         |                         |                    |            |
| Month           | FY 2021<br>Actual Costs | FY 2022<br>Budget Costs | FY 2022<br>Actual Costs | Budget<br>Variance | % Variance |
| Jul             | \$236,923               | \$513,994               | \$407,376               | (\$106,618)        | (20.74%)   |
| Jul             | \$236,923               | \$513,994               | \$407,376               | (\$106,618)        | (20.74%)   |

| Operating Costs<br>Target: None |                         |                         |                         |                    |            |
|---------------------------------|-------------------------|-------------------------|-------------------------|--------------------|------------|
| Month                           | FY 2021<br>Actual Costs | FY 2022<br>Budget Costs | FY 2022<br>Actual Costs | Budget<br>Variance | % Variance |
| Jul                             | \$66,410                | \$104,693               | \$89,384                | (\$15,309)         | (14.62%)   |
| Jul                             | \$66,410                | \$104,693               | \$89,384                | (\$15,309)         | (14.62%)   |





**FY 2022 -- Program Statistics**  
 Year-To-Date Through July  
 Commuter Bus  
 All Routes

| Operating Costs |                         |                         |                         |                    |            |
|-----------------|-------------------------|-------------------------|-------------------------|--------------------|------------|
| Target: None    |                         |                         |                         |                    |            |
| Month           | FY 2021<br>Actual Costs | FY 2022<br>Budget Costs | FY 2022<br>Actual Costs | Budget<br>Variance | % Variance |
| Jul             | \$65,834                | \$64,956                | \$74,226                | \$9,270            | 14.27%     |
| Jul             | \$65,834                | \$64,956                | \$74,226                | \$9,270            | 14.27%     |



**FY 2022 -- Program Statistics**  
 Year-To-Date Through July  
 Barstow City Fixed Routes  
 All Routes

| Operating Costs |                         |                         |                         |                    |            |
|-----------------|-------------------------|-------------------------|-------------------------|--------------------|------------|
| Target: None    |                         |                         |                         |                    |            |
| Month           | FY 2021<br>Actual Costs | FY 2022<br>Budget Costs | FY 2022<br>Actual Costs | Budget<br>Variance | % Variance |
| Jul             | \$144,743               | \$208,129               | \$237,473               | \$29,344           | 14.09%     |
| Jul             | \$144,743               | \$208,129               | \$237,473               | \$29,344           | 14.09%     |



**FY 2022 -- Program Statistics**  
 Year-To-Date Through July  
 Barstow County Routes  
 All Routes

| Operating Costs |                         |                         |                         |                    |            |
|-----------------|-------------------------|-------------------------|-------------------------|--------------------|------------|
| Target: None    |                         |                         |                         |                    |            |
| Month           | FY 2021<br>Actual Costs | FY 2022<br>Budget Costs | FY 2022<br>Actual Costs | Budget<br>Variance | % Variance |
| Jul             | \$57,505                | \$88,224                | \$100,546               | \$12,322           | 13.96%     |
| Jul             | \$57,505                | \$88,224                | \$100,546               | \$12,322           | 13.96%     |



**FY 2022 -- Program Statistics**  
 Year-To-Date Through July  
 Barstow Demand Response  
 All Routes

| Operating Costs |                         |                         |                         |                    |            |
|-----------------|-------------------------|-------------------------|-------------------------|--------------------|------------|
| Target: None    |                         |                         |                         |                    |            |
| Month           | FY 2021<br>Actual Costs | FY 2022<br>Budget Costs | FY 2022<br>Actual Costs | Budget<br>Variance | % Variance |
| Jul             | \$25,387                | \$43,326                | \$35,308                | (\$8,018)          | (18.50%)   |
| Jul             | \$25,387                | \$43,326                | \$35,308                | (\$8,018)          | (18.50%)   |

| Passenger Revenue |                           |                           |                           |                    |            |
|-------------------|---------------------------|---------------------------|---------------------------|--------------------|------------|
| Target: None      |                           |                           |                           |                    |            |
| Month             | FY 2021<br>Actual Revenue | FY 2022<br>Budget Revenue | FY 2022<br>Actual Revenue | Budget<br>Variance | % Variance |
| Jul               | \$85,660                  | \$75,000                  | \$69,256                  | (\$5,744)          | (7.65%)    |
| Jul               | \$85,660                  | \$75,000                  | \$69,256                  | (\$5,744)          | (7.65%)    |



**FY 2022 -- Program Statistics**  
 Year-To-Date Through July  
 County Routes  
 All Routes

| Passenger Revenue |                           |                           |                           |                    |            |
|-------------------|---------------------------|---------------------------|---------------------------|--------------------|------------|
| Target: None      |                           |                           |                           |                    |            |
| Month             | FY 2021<br>Actual Revenue | FY 2022<br>Budget Revenue | FY 2022<br>Actual Revenue | Budget<br>Variance | % Variance |
| Jul               | \$2,626                   | \$15,000                  | \$6,221                   | (\$8,779)          | (58.52%)   |
| Jul               | \$2,626                   | \$15,000                  | \$6,221                   | (\$8,779)          | (58.52%)   |

| Passenger Revenue |                           |                           |                           |                    |            |
|-------------------|---------------------------|---------------------------|---------------------------|--------------------|------------|
| Target: None      |                           |                           |                           |                    |            |
| Month             | FY 2021<br>Actual Revenue | FY 2022<br>Budget Revenue | FY 2022<br>Actual Revenue | Budget<br>Variance | % Variance |
| Jul               | \$4,253                   | \$19,604                  | \$19,799                  | \$195              | 0.99%      |
| Jul               | \$4,253                   | \$19,604                  | \$19,799                  | \$195              | 0.99%      |



**FY 2022 -- Program Statistics**  
 Year-To-Date Through July  
 Intercity  
 All Routes

| Passenger Revenue |                           |                           |                           |                    |            |
|-------------------|---------------------------|---------------------------|---------------------------|--------------------|------------|
| Target: None      |                           |                           |                           |                    |            |
| Month             | FY 2021<br>Actual Revenue | FY 2022<br>Budget Revenue | FY 2022<br>Actual Revenue | Budget<br>Variance | % Variance |
| Jul               | \$9,010                   | \$13,333                  | \$11,456                  | (\$1,877)          | (14.07%)   |
| Jul               | \$9,010                   | \$13,333                  | \$11,456                  | (\$1,877)          | (14.07%)   |





**FY 2022 -- Program Statistics**  
 Year-To-Date Through July  
 Commuter Bus  
 All Routes

| Passenger Revenue |                           |                           |                           |                    |            |
|-------------------|---------------------------|---------------------------|---------------------------|--------------------|------------|
| Target: None      |                           |                           |                           |                    |            |
| Month             | FY 2021<br>Actual Revenue | FY 2022<br>Budget Revenue | FY 2022<br>Actual Revenue | Budget<br>Variance | % Variance |
| Jul               | \$32,745                  | \$35,417                  | \$35,982                  | \$565              | 1.59%      |
| Jul               | \$32,745                  | \$35,417                  | \$35,982                  | \$565              | 1.59%      |



**FY 2022 -- Program Statistics**  
 Year-To-Date Through July  
 Barstow City Fixed Routes  
 All Routes

| Passenger Revenue |                           |                           |                           |                    |            |
|-------------------|---------------------------|---------------------------|---------------------------|--------------------|------------|
| Target: None      |                           |                           |                           |                    |            |
| Month             | FY 2021<br>Actual Revenue | FY 2022<br>Budget Revenue | FY 2022<br>Actual Revenue | Budget<br>Variance | % Variance |
| Jul               | \$5,706                   | \$5,000                   | \$4,706                   | (\$294)            | (5.88%)    |
| Jul               | \$5,706                   | \$5,000                   | \$4,706                   | (\$294)            | (5.88%)    |



**FY 2022 -- Program Statistics**  
 Year-To-Date Through July  
 Barstow County Routes  
 All Routes

| Passenger Revenue |                           |                           |                           |                    |            |
|-------------------|---------------------------|---------------------------|---------------------------|--------------------|------------|
| Target: None      |                           |                           |                           |                    |            |
| Month             | FY 2021<br>Actual Revenue | FY 2022<br>Budget Revenue | FY 2022<br>Actual Revenue | Budget<br>Variance | % Variance |
| Jul               | \$1,584                   | \$3,333                   | \$1,418                   | (\$1,915)          | (57.44%)   |
| Jul               | \$1,584                   | \$3,333                   | \$1,418                   | (\$1,915)          | (57.44%)   |



**FY 2022 -- Program Statistics**  
 Year-To-Date Through July  
 Barstow Demand Response  
 All Routes

| Passenger Revenue |                           |                           |                           |                    |            |
|-------------------|---------------------------|---------------------------|---------------------------|--------------------|------------|
| Target: None      |                           |                           |                           |                    |            |
| Month             | FY 2021<br>Actual Revenue | FY 2022<br>Budget Revenue | FY 2022<br>Actual Revenue | Budget<br>Variance | % Variance |
| Jul               | \$715                     | \$2,083                   | \$1,658                   | (\$425)            | (20.39%)   |
| Jul               | \$715                     | \$2,083                   | \$1,658                   | (\$425)            | (20.39%)   |





**LIFT DEPLOYMENT REPORT**  
**FY 21-22**

| Route #                 | Jul-21      | Aug-21   | Sep-21   | Oct-21   | Nov-21   | Dec-21   | Jan-22   | Feb-22   | Mar-22   | Apr-22   | May-22   | Jun-22   | YTD TOTAL   |
|-------------------------|-------------|----------|----------|----------|----------|----------|----------|----------|----------|----------|----------|----------|-------------|
| 1                       | 220         |          |          |          |          |          |          |          |          |          |          |          | 220         |
| 101                     | 4           |          |          |          |          |          |          |          |          |          |          |          | 4           |
| 2                       | 306         |          |          |          |          |          |          |          |          |          |          |          | 306         |
| 3                       | 50          |          |          |          |          |          |          |          |          |          |          |          | 50          |
| 6                       | 37          |          |          |          |          |          |          |          |          |          |          |          | 37          |
| 15                      | 24          |          |          |          |          |          |          |          |          |          |          |          | 24          |
| 21                      | 13          |          |          |          |          |          |          |          |          |          |          |          | 13          |
| 22                      | 15          |          |          |          |          |          |          |          |          |          |          |          | 15          |
| 23                      | 14          |          |          |          |          |          |          |          |          |          |          |          | 14          |
| 25                      | 1           |          |          |          |          |          |          |          |          |          |          |          | 1           |
| 28                      | 0           |          |          |          |          |          |          |          |          |          |          |          | 0           |
| 29                      | 39          |          |          |          |          |          |          |          |          |          |          |          | 39          |
| 31                      | 107         |          |          |          |          |          |          |          |          |          |          |          | 107         |
| 32                      | 59          |          |          |          |          |          |          |          |          |          |          |          | 59          |
| 33                      | 5           |          |          |          |          |          |          |          |          |          |          |          | 5           |
| 40                      | 7           |          |          |          |          |          |          |          |          |          |          |          | 7           |
| 41                      | 99          |          |          |          |          |          |          |          |          |          |          |          | 99          |
| 42                      | 6           |          |          |          |          |          |          |          |          |          |          |          | 6           |
| 43                      | 4           |          |          |          |          |          |          |          |          |          |          |          | 4           |
| 47                      | 36          |          |          |          |          |          |          |          |          |          |          |          | 36          |
| 50                      | 51          |          |          |          |          |          |          |          |          |          |          |          | 51          |
| 51                      | 12          |          |          |          |          |          |          |          |          |          |          |          | 12          |
| 52                      | 38          |          |          |          |          |          |          |          |          |          |          |          | 38          |
| 53                      | 48          |          |          |          |          |          |          |          |          |          |          |          | 48          |
| 54                      | 22          |          |          |          |          |          |          |          |          |          |          |          | 22          |
| 55                      | 13          |          |          |          |          |          |          |          |          |          |          |          | 13          |
| 56                      | 0           |          |          |          |          |          |          |          |          |          |          |          | 0           |
| 64                      | 49          |          |          |          |          |          |          |          |          |          |          |          | 49          |
| 66                      | 6           |          |          |          |          |          |          |          |          |          |          |          | 6           |
| 68                      | 28          |          |          |          |          |          |          |          |          |          |          |          | 28          |
| <b>TOTAL, CURRENT</b>   | <b>1230</b> | <b>0</b> | <b>0</b> | <b>0</b> | <b>0</b> | <b>0</b> | <b>0</b> | <b>0</b> | <b>0</b> | <b>0</b> | <b>0</b> | <b>0</b> | <b>1313</b> |
| <b>TOTAL, LAST YEAR</b> | <b>851</b>  |          |          |          |          |          |          |          |          |          |          |          | <b>851</b>  |

There two (2) pass ups in July 2021.

Prepared by: Debi Lorrach

**BIKE RACK REPORT  
FY 21-22**

| Route #                | Jul-21       | Aug-21   | Sep-21   | Oct-21   | Nov-21   | Dec-21   | Jan-22   | Feb-22   | Mar-22   | Apr-22   | May-22   | Jun-22   | YTD TOTAL    |
|------------------------|--------------|----------|----------|----------|----------|----------|----------|----------|----------|----------|----------|----------|--------------|
| 1                      | 81           |          |          |          |          |          |          |          |          |          |          |          | 81           |
| 101                    | 7            |          |          |          |          |          |          |          |          |          |          |          | 7            |
| 2                      | 14           |          |          |          |          |          |          |          |          |          |          |          | 14           |
| 3                      | 76           |          |          |          |          |          |          |          |          |          |          |          | 76           |
| 6                      | 14           |          |          |          |          |          |          |          |          |          |          |          | 14           |
| 15                     | 135          |          |          |          |          |          |          |          |          |          |          |          | 135          |
| 21                     | 80           |          |          |          |          |          |          |          |          |          |          |          | 80           |
| 22                     | 29           |          |          |          |          |          |          |          |          |          |          |          | 29           |
| 23                     | 82           |          |          |          |          |          |          |          |          |          |          |          | 82           |
| 25                     | 1            |          |          |          |          |          |          |          |          |          |          |          | 1            |
| 28                     | 3            |          |          |          |          |          |          |          |          |          |          |          | 3            |
| 29                     | 23           |          |          |          |          |          |          |          |          |          |          |          | 23           |
| 31                     | 151          |          |          |          |          |          |          |          |          |          |          |          | 151          |
| 32                     | 115          |          |          |          |          |          |          |          |          |          |          |          | 115          |
| 33                     | 7            |          |          |          |          |          |          |          |          |          |          |          | 7            |
| 40                     | 23           |          |          |          |          |          |          |          |          |          |          |          | 23           |
| 41                     | 289          |          |          |          |          |          |          |          |          |          |          |          | 289          |
| 42                     | 25           |          |          |          |          |          |          |          |          |          |          |          | 25           |
| 43                     | 107          |          |          |          |          |          |          |          |          |          |          |          | 107          |
| 47                     | 22           |          |          |          |          |          |          |          |          |          |          |          | 22           |
| 50/SDX                 | 121          |          |          |          |          |          |          |          |          |          |          |          | 121          |
| 51                     | 77           |          |          |          |          |          |          |          |          |          |          |          | 77           |
| 52                     | 128          |          |          |          |          |          |          |          |          |          |          |          | 128          |
| 53                     | 51           |          |          |          |          |          |          |          |          |          |          |          | 51           |
| 54                     | 26           |          |          |          |          |          |          |          |          |          |          |          | 26           |
| 55                     | 68           |          |          |          |          |          |          |          |          |          |          |          | 68           |
| 56                     | 0            |          |          |          |          |          |          |          |          |          |          |          | 0            |
| 64                     | 55           |          |          |          |          |          |          |          |          |          |          |          | 55           |
| 66                     | 11           |          |          |          |          |          |          |          |          |          |          |          | 11           |
| 68                     | 78           |          |          |          |          |          |          |          |          |          |          |          | 78           |
| <b>TOTAL CURRENT</b>   | <b>1,899</b> | <b>0</b> | <b>0</b> | <b>0</b> | <b>0</b> | <b>0</b> | <b>0</b> | <b>0</b> | <b>0</b> | <b>0</b> | <b>0</b> | <b>0</b> | <b>1,899</b> |
| <b>TOTAL LAST YEAR</b> | <b>2,032</b> |          |          |          |          |          |          |          |          |          |          |          | <b>2,032</b> |


There were no bicycle pass ups in July 2021

Prepared By: Debi Albin





# FY 22 System Wide Schedule Adherence



**July 2021**  
**Major and Non-Major**  
**Miles between road calls - VVTA and Barstow**

|                     | Total Miles    | Road Calls | Miles Between<br>Road Calls |
|---------------------|----------------|------------|-----------------------------|
| Demand Response     | 47,846         | 3          | 15,949                      |
| Commuter Bus        | 19,368         | 0          | 19,368                      |
| Motor Bus           | 280,662        | 45         | 6,237                       |
| <b>Total System</b> | <b>347,876</b> | <b>48</b>  | <b>7,247</b>                |