

For billing and service inquiries call 1-866-701-7869,

For emergency services call 24 hrs a day, 7 days a week

Date bill prepared: Feb 3 '17

Customer account 2-03-604-1283

Service account 3-032-8223-48
9585 E AVE
HESPERIA, CA 92345

Rotating outage Group N001

RECEIVED

FEB 07 2017

VVTA

0117C016

Your account summary

Previous Balance	\$10,810.44
Payment Received 01/25	-\$10,810.44
Balance forward	\$0.00
Your new charges	\$10,842.37
Total amount you owe by Feb 22 '17	\$10,842.37

Net energy metering monthly billing month #8.

For information concerning your net consumption and generation, please refer to the "Details of your tracked charges" section of the bill.

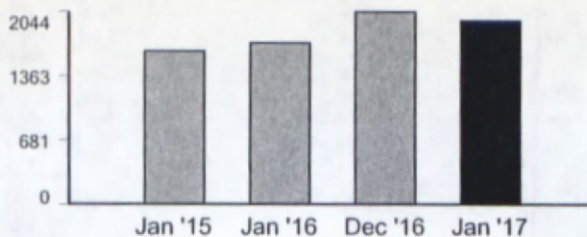
Compare the electricity you are using

	Electricity (kWh)	Demand (kW)
Winter Season - Consumption		
Mid peak	16,033	376 (Jan 6 '17 20:30 to 20:45)
Off peak	54,491	485 (Jan 6 '17 01:00 to 01:15)
Winter Season - NetGeneration		
Mid peak	-8,612	
Off peak	-5,282	
Total	56,630	

Your next billing cycle for meter V349N-012388 will end on or about Mar 6 '17.

Reactive usage is 58,431 kVarh
Maximum demand is 485 kW
Reactive demand is 333 kVar

Your daily average electricity usage (kWh)



Please return the payment stub below with your payment and make your check payable to Southern California Edison.
If you want to pay in person, call 1-800-747-8908 for locations, or you can pay online at www.sce.com.

(14-574)

Tear here

Tear here

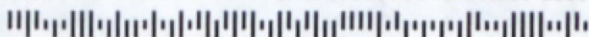


Customer account 2-03-604-1283
Please write this number on your check. Make your check payable to Southern California Edison.

Amount due by Feb 22 '17 **\$10,842.37**

Amount enclosed \$

STMT C 2017 P5 C01 T0015 003115 01 AB 0.4000 C006



VICTOR VALLEY TRANSIT AUTHORITY
17150 SMOKETREE ST
HESPERIA, CA 92345-3299

P.O. BOX 300
ROSEMEAD, CA 91772-0001

03 604 1283 00000073 000000000001084237001084237

Usage comparison

	Jan '15	Jan '16	Feb '16	Mar '16	Apr '16	May '16	Jun '16	Jul '16	Aug '16	Sep '16	Oct '16	Nov '16	Dec '16	Jan '17
Total kWh used	47,248	49,637	38,205	29,058	23,587	17,267	25,730	32,205	37,454	42,167	53,889	59,828	61,314	56,630
Number of days	29	29	30	32	29	30	32	29	29	32	30	33	30	29
Appx. average kWh used/day	1,629	1,711	1,273	908	813	575	804	1,110	1,291	1,317	1,796	1,812	2,043	1,952

Details of your new charges

Your rate: TOU-GS-3-R

Billing period: Jan 4 '17 to Feb 2 '17 (29 days)

Delivery charges

Facilities rel demand	485 kW x \$11.15000	\$5,407.75
Energy-Winter		
Mid peak	7,421 kWh x \$0.04071	\$302.11
Off peak	49,209 kWh x \$0.04071	\$2,003.30
DWR bond charge	56,630 kWh x \$0.00549	\$310.90
Customer charge		\$446.13
Power factor adj	333 kVar x \$0.55000	\$183.15

Generation charges

SCE		
Energy-Winter		
Mid peak	7,421 kWh x \$0.04662	\$345.97
Off peak	49,209 kWh x \$0.03712	\$1,826.64
Subtotal of your new charges		\$10,825.95
State tax	56,630 kWh x \$0.00029	\$16.42
Your new charges		\$10,842.37

Your Delivery charges include:

- \$2,179.61 transmission charges
- \$4,993.99 distribution charges
- \$0.57 nuclear decommissioning charges
- \$653.51 public purpose programs charge
- \$490.42 new system generation charge

Your Generation charges include:

- -\$13.02 competition transition charge

Your overall energy charges include:

- \$98.46 franchise fees

Additional information:

- Service voltage: 480 volts
- Net Surplus Compensation option: Rollover

Details of your tracked charges

Your rate: TOU-GS-3-R

Billing period: Jan 4 '17 to Feb 2 '17 (29 days)

Delivery charges

Energy-Winter		
Mid peak	7,421 kWh x \$0.04071	\$302.11
Off peak	49,209 kWh x \$0.04071	\$2,003.30
DWR bond charge	56,630 kWh x \$0.00549	\$310.90

Generation charges

SCE		
Energy-Winter		
Mid peak	7,421 kWh x \$0.04662	\$345.97
Off peak	49,209 kWh x \$0.03712	\$1,826.64
Energy Charge Total		\$4,788.92

Additional information regarding your Net Consumption/Generation:

- Net Energy Metering Month #8
- Your cumulative Energy Generation Credit as of previous month: \$0.00
- Your current month Energy Generation Credit: \$0.00
- Your cumulative Energy Generation Credit Year-to-Date: \$0.00
- Your cumulative Energy Billed Charges Year-to-Date: \$21,088.19
- Your cumulative kWh Year-to-Date: 369,217 kWh

Things you should know

THANK YOU FOR PARTICIPATING IN NET ENERGY METERING

This statement reflects your energy and non-energy related charges due and payable monthly. Your Net Energy Metering (NEM) cumulative Energy Generation Credit and your cumulative Energy Billed Charges are tracked throughout your Relevant Period and are shown to keep you updated. Your cumulative Energy Generation Credit, if any, will be used to reduce future billing period energy charges incurred in your Relevant Period.

At the end of your Relevant Period, the balance of your cumulative Energy Generation Credit, if any, will be used to offset your cumulative Energy Billed Charges, if any, and you will receive an overpayment credit up to the amount of your actual Energy Billed Charges. Additionally, if your cumulative kilowatt hours (kWh) is negative, you may receive net surplus compensation based upon the CPUC-approved value per kilowatt hours (kWh). Thank you for your participation in SCE's NEM Program.

RECEIVED

For billing and service inquiries call 1-866-701-7869,

For emergency services call 24 hrs a day, 7 days a week

Date bill prepared: Mar 7 '17

MAR 10 2017

VVTA

0217CNG

Customer account 2-03-604-1283

Service account 3-032-8223-48
9585 E AVE
HESPERIA, CA 92345

Rotating outage Group N001

Your account summary

Previous Balance	\$10,842.37
Payment Received 02/15	-\$10,842.37
Balance forward	\$0.00
Your new charges	\$9,605.86
Total amount you owe by Mar 27 '17	\$9,605.86

Net energy metering monthly billing month #9.

For information concerning your net consumption and generation, please refer to the "Details of your tracked charges" section of the bill.

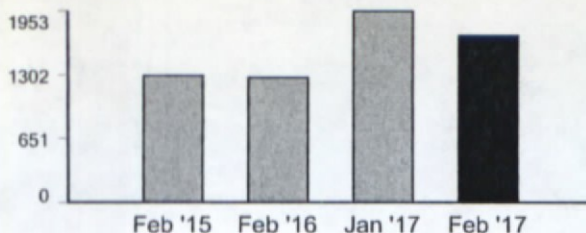
Compare the electricity you are using

	Electricity (kWh)	Demand (kW)
Winter Season - Consumption		
Mid peak	13,821	394 (Feb 21 '17 19:30 to 19:45)
Off peak	61,893	387 (Mar 1 '17 03:15 to 03:30)
Winter Season - NetGeneration		
Mid peak	-12,133	
Off peak	-8,940	
Total	54,641	

Your next billing cycle for meter V349N-012388 will end on or about Apr 4 '17.

Reactive usage is 72,939 kVarh
Maximum demand is 394 kW
Reactive demand is 331 kVar

Your daily average electricity usage (kWh)



Your monthly usage may be higher than usual...
Based on your historical usage pattern, your monthly usage is trending higher than normal. As a result, you may notice an increase in your bill. If you would like information on tips and programs that can help you lower your energy usage and your bill, please visit www.sce.com/billhelper.

Please return the payment stub below with your payment and make your check payable to Southern California Edison.
If you want to pay in person, call 1-800-747-8908 for locations, or you can pay online at www.sce.com.

(14-574) Tear here

Tear here




Customer account 2-03-604-1283
Please write this number on your check. Make your check payable to Southern California Edison.

Amount due by Mar 27 '17 **\$9,605.86**

Amount enclosed \$

STMT 0307 P5 C02 T0024 004182 01 AB 0.4000 C006



VICTOR VALLEY TRANSIT AUTHORITY
17150 SMOKETREE ST
HESPERIA, CA 92345-3299

P.O. BOX 300
ROSEMEAD, CA 91772-0001

03 604 1283 00000073 000000000000960586000960586

Usage comparison

	Feb '15	Feb '16	Mar '16	Apr '16	May '16	Jun '16	Jul '16	Aug '16	Sep '16	Oct '16	Nov '16	Dec '16	Jan '17	Feb '17
Total kWh used	38,892	38,205	29,058	23,587	17,267	25,730	32,205	37,454	42,167	53,889	59,828	61,314	56,630	54,641
Number of days	30	30	32	29	30	32	29	29	32	30	33	30	29	32
Appx. average kWh used/day	1,296	1,273	908	813	575	804	1,110	1,291	1,317	1,796	1,812	2,043	1,952	1,707

Details of your new charges

Your rate: TOU-GS-3-R

Billing period: Feb 2 '17 to Mar 6 '17 (32 days)

Delivery charges

Facilities rel demand	394 kW x \$11.15000	\$4,393.10
Energy-Winter		
Mid peak	1,688 kWh x \$0.04071	\$68.72
Off peak	52,953 kWh x \$0.04071	\$2,155.72
DWR bond charge	54,641 kWh x \$0.00549	\$299.98
Customer charge		\$446.13
Power factor adj	331 kVar x \$0.55000	\$182.05

Your Delivery charges include:

- \$1,759.85 transmission charges
- \$4,358.07 distribution charges
- \$0.55 nuclear decommissioning charges
- \$630.56 public purpose programs charge
- \$473.19 new system generation charge

Generation charges

SCE		
Energy-Winter		
Mid peak	1,688 kWh x \$0.04662	\$78.69
Off peak	52,953 kWh x \$0.03712	\$1,965.62

Your Generation charges include:

- -\$12.57 competition transition charge

Subtotal of your new charges		\$9,590.01
State tax	54,641 kWh x \$0.00029	\$15.85

Your new charges		\$9,605.86
-------------------------	--	-------------------

Your overall energy charges include:

- \$87.22 franchise fees

Additional information:

- Service voltage: 480 volts
- Net Surplus Compensation option: Rollover

Details of your tracked charges

Your rate: TOU-GS-3-R

Billing period: Feb 2 '17 to Mar 6 '17 (32 days)

Delivery charges

Energy-Winter		
Mid peak	1,688 kWh x \$0.04071	\$68.72
Off peak	52,953 kWh x \$0.04071	\$2,155.72
DWR bond charge	54,641 kWh x \$0.00549	\$299.98

Generation charges

SCE		
Energy-Winter		
Mid peak	1,688 kWh x \$0.04662	\$78.69
Off peak	52,953 kWh x \$0.03712	\$1,965.62
Energy Charge Total		\$4,568.73

Additional information regarding your Net Consumption/Generation:

- Net Energy Metering Month #9
- Your cumulative Energy Generation Credit as of previous month: \$0.00
- Your current month Energy Generation Credit: \$0.00
- Your cumulative Energy Generation Credit Year-to-Date: \$0.00
- Your cumulative Energy Billed Charges Year-to-Date: \$25,656.92
- Your cumulative kWh Year-to-Date: 423,858 kWh

Things you should know

THANK YOU FOR PARTICIPATING IN NET ENERGY METERING

This statement reflects your energy and non-energy related charges due and payable monthly. Your Net Energy Metering (NEM) cumulative Energy Generation Credit and your cumulative Energy Billed Charges are tracked throughout your Relevant Period and are shown to keep you updated. Your cumulative Energy Generation Credit, if any, will be used to reduce future billing period energy charges incurred in your Relevant Period.

At the end of your Relevant Period, the balance of your cumulative Energy Generation Credit, if any, will be used to offset your cumulative Energy Billed Charges, if any, and you will receive an overpayment credit up to the amount of your actual Energy Billed Charges. Additionally, if your cumulative kilowatt hours (kWh) is negative, you may receive net surplus compensation based upon the CPUC-approved value per kilowatt hours (kWh). Thank you for your participation in SCE's NEM Program.



Go paperless at www.sce.com/ebilling. It's fast, easy and secure.

P.O. Box 300
Rosemead, CA
91772-0001
www.sce.com

Your electricity bill

VICTOR VALLEY TRANSIT AUTHORITY / Page 1 of 6

0317CNG

0331/17

For billing and service inquiries call 1-866-701-7869,

For emergency services call 24 hrs a day, 7 days a week

Date bill prepared: Apr 5 '17

Customer account 2-03-604-1283

Service account 3-032-8223-48
9585 E AVE
HESPERIA, CA 92345

Rotating outage Group N001

Your account summary

Previous Balance	\$9,605.86
Payment Received 03/23	-\$9,605.86
Balance forward	\$0.00
Your new charges	\$8,383.40
Total amount you owe by Apr 24 '17	\$8,383.40

Net energy metering monthly billing month #10.

For information concerning your net consumption and generation, please refer to the "Details of your tracked charges" section of the bill.

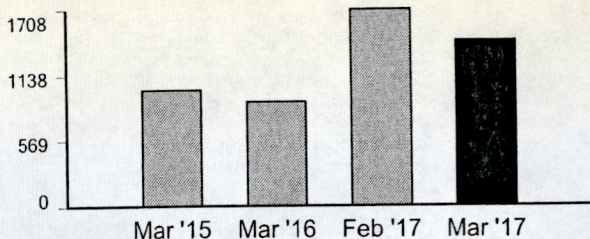
Compare the electricity you are using

	Electricity (kWh)	Demand (kW)
Winter Season - Consumption		
Mid peak	13,112	385 (Mar 6 '17 19:30 to 19:45)
Off peak	52,908	384 (Mar 21 '17 01:15 to 01:30)
Winter Season - NetGeneration		
Mid peak	-15,467	
Off peak	-8,801	
Total	41,752	

Your next billing cycle for meter V349N-012388 will end on or about May 4 '17.

Reactive usage is 67,466 kVarh
Maximum demand is 385 kW
Reactive demand is 320 kVar

Your daily average electricity usage (kWh)



Your monthly usage may be higher than usual...

Based on your historical usage pattern, your monthly usage is trending higher than normal. As a result, you may notice an increase in your bill. If you would like information on tips and programs that can help you lower your energy usage and your bill, please visit www.sce.com/billhelper.

Please return the payment stub below with your payment and make your check payable to Southern California Edison.
If you want to pay in person, call 1-800-747-8908 for locations, or you can pay online at www.sce.com.

(14-574)

Tear here

Tear here



Customer account 2-03-604-1283
Please write this number on your check. Make your check payable to Southern California Edison.

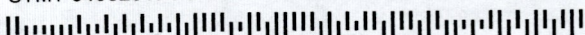
Amount due by Apr 24 '17

\$8,383.40

Amount enclosed

\$

STMT 04 17 P5 C01 T0014 002797 01 AB 0.4000 C006



VICTOR VALLEY TRANSIT AUTHORITY
17150 SMOKETREE ST
HESPERIA, CA 92345-3299

P.O. BOX 300
ROSEMEAD, CA 91772-0001

03 604 1283 00000070 000000000000838340000838340

Go paperless at www.sce.com/ebilling. It's fast, easy and secure.

Usage comparison

	Mar '15	Mar '16	Apr '16	May '16	Jun '16	Jul '16	Aug '16	Sep '16	Oct '16	Nov '16	Dec '16	Jan '17	Feb '17	Mar '17
Total kWh used	29,446	29,058	23,587	17,267	25,730	32,205	37,454	42,167	53,889	59,828	61,314	56,630	54,641	41,752
Number of days	29	32	29	30	32	29	29	32	30	33	30	29	32	29
Appx. average kWh used/day	1,015	908	813	575	804	1,110	1,291	1,317	1,796	1,812	2,043	1,952	1,707	1,439

Details of your new charges

Your rate: TOU-GS-3-R

Billing period: Mar 6 '17 to Apr 4 '17 (29 days)

Delivery charges

Facilities rel demand	385 kW x \$11.15000	\$4,292.75
Energy-Winter		
Mid peak	-2,355 kWh x \$0.04071	-\$95.87
Off peak	44,107 kWh x \$0.04071	\$1,795.60
DWR bond charge	41,752 kWh x \$0.00549	\$229.22
Customer charge		\$446.13
Power factor adj	320 kVar x \$0.55000	\$176.00

Your Delivery charges include:

- \$1,734.21 transmission charges
- \$4,018.63 distribution charges
- \$0.42 nuclear decommissioning charges
- \$481.82 public purpose programs charge
- \$361.58 new system generation charge

Generation charges

SCE		
Energy-Winter		
Mid peak	-2,355 kWh x \$0.04662	-\$109.79
Off peak	44,107 kWh x \$0.03712	\$1,637.25

Your Generation charges include:

- -\$9.60 competition transition charge

Subtotal of your new charges		\$8,371.29
State tax	41,752 kWh x \$0.00029	\$12.11
Your new charges		\$8,383.40

Your overall energy charges include:

- \$76.14 franchise fees

Additional information:

- Service voltage: 480 volts
- Net Surplus Compensation option: Rollover

Details of your tracked charges

Your rate: TOU-GS-3-R

Billing period: Mar 6 '17 to Apr 4 '17 (29 days)

Delivery charges

Energy-Winter		
Mid peak	-2,355 kWh x \$0.04071	-\$95.87
Off peak	44,107 kWh x \$0.04071	\$1,795.60
DWR bond charge	41,752 kWh x \$0.00549	\$229.22

Generation charges

SCE		
Energy-Winter		
Mid peak	-2,355 kWh x \$0.04662	-\$109.79
Off peak	44,107 kWh x \$0.03712	\$1,637.25
Energy Charge Total		\$3,456.41

Additional information regarding your Net Consumption/Generation:

- Net Energy Metering Month #10
- Your cumulative Energy Generation Credit as of previous month: \$0.00
- Your current month Energy Generation Credit: \$0.00
- Your cumulative Energy Generation Credit Year-to-Date: \$0.00
- Your cumulative Energy Billed Charges Year-to-Date: \$29,113.33
- Your cumulative kWh Year-to-Date: 465,610 kWh

Things you should know

THANK YOU FOR PARTICIPATING IN NET ENERGY METERING

This statement reflects your energy and non-energy related charges due and payable monthly. Your Net Energy Metering (NEM) cumulative Energy Generation Credit and your cumulative Energy Billed Charges are tracked throughout your Relevant Period and are shown to keep you updated. Your cumulative Energy Generation Credit, if any, will be used to reduce future billing period energy charges incurred in your Relevant Period.

At the end of your Relevant Period, the balance of your cumulative Energy Generation Credit, if any, will be used to offset your cumulative Energy Billed Charges, if any, and you will receive an overpayment credit up to the amount of your actual Energy Billed Charges. Additionally, if your cumulative kilowatt hours (kWh) is negative, you may receive net surplus compensation based upon the CPUC-approved value per kilowatt hours (kWh). Thank you for your participation in SCE's NEM Program.



Go paperless at www.sce.com/ebilling. It's fast, easy and secure.

Your electricity bill

P.O. Box 300
Rosemead, CA
91772-0001
www.sce.com

VICTOR VALLEY TRANSIT AUTHORITY / Page 1 of 6

0417CNG

For billing and service inquiries call 1-866-701-7869

Date bill prepared: May 9 '17

Customer account 2-03-604-1283

04/30/17

Service account 3-032-8223-48
9585 E AVE
HESPERIA, CA 92345

Rotating outage Group N001

RECEIVED
MAY 11 2017
VVTA

Your account summary

Previous Balance	\$8,383.40
Payment Received 04/20	-\$8,383.40
Balance forward	\$0.00
Your new charges	\$9,317.83
Total amount you owe by May 30 '17	\$9,317.83

Net energy metering monthly billing month #11.

For information concerning your net consumption and generation, please refer to the "Details of your tracked charges" section of the bill.

Compare the electricity you are using

Electricity (kWh)	Demand (kW)
Winter Season - Consumption	
Mid peak 15,978	396 (Apr 27 '17 20:30 to 20:45)
Off peak 59,145	402 (Apr 28 '17 00:45 to 01:00)
Winter Season - NetGeneration	
Mid peak -15,393	
Off peak -9,403	
Total 50,327	

Your next billing cycle for meter V349N-012388 will end on or about Jun 5 '17.

Reactive usage is 76,750 kVarh
Maximum demand is 402 kW
Reactive demand is 320 kVar

April SVCS - CNG
01-042-505020-110-000
\$ 6,522.48

April SVCS - Facility
01-100-505016-110-000
\$ 7,795.35

Please return the payment stub below with your payment and make your check payable to Southern California Edison.
If you want to pay in person, call 1-800-747-8908 for locations, or you can pay online at www.sce.com.

(14-574) Tear here

Tear here



Customer account 2-03-604-1283
Please write this number on your check. Make your check payable to Southern California Edison.

Amount due by May 30 '17 \$9,317.83

Amount enclosed \$ 9,317.83

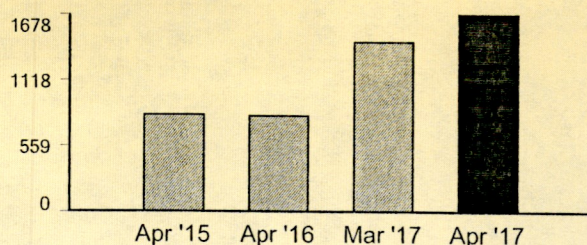
STMT 0507 P5 C02 T0037 006371 01 AB 0.4000 C006
VICTOR VALLEY TRANSIT AUTHORITY
17150 SMOKETREE ST
HESPERIA, CA 92345-3299

P.O. BOX 300
ROSEMEAD, CA 91772-0001

03 604 1283 00000074 000000000000931783000931783

Go paperless at www.sce.com/ebilling. It's fast, easy and secure.

Your daily average electricity usage (kWh)



Your monthly usage may be higher than usual...
Based on your historical usage pattern, your monthly usage is trending higher than normal. As a result, you may notice an increase in your bill. If you would like information on tips and programs that can help you lower your energy usage and your bill, please visit www.sce.com/billhelper.

Usage comparison

	Apr '15	Apr '16	May '16	Jun '16	Jul '16	Aug '16	Sep '16	Oct '16	Nov '16	Dec '16	Jan '17	Feb '17	Mar '17	Apr '17
Total kWh used	26,265	23,587	17,267	25,730	32,205	37,454	42,167	53,889	59,828	61,314	56,630	54,641	41,752	50,327
Number of days	32	29	30	32	29	29	32	30	33	30	29	32	29	30
Appx. average kWh used/day	820	813	575	804	1,110	1,291	1,317	1,796	1,812	2,043	1,952	1,707	1,439	1,677

Details of your new charges

Your rate: TOU-GS-3-R

Billing period: Apr 4 '17 to May 4 '17 (30 days)

Delivery charges

Facilities rel demand	402 kW x \$11.15000	\$4,482.30
Energy-Winter		
Mid peak	585 kWh x \$0.04071	\$23.82
Off peak	49,742 kWh x \$0.04071	\$2,025.00
DWR bond charge	50,327 kWh x \$0.00549	\$276.30
Customer charge		\$446.13
Power factor adj	320 kVar x \$0.55000	\$176.00

Your Delivery charges include:

- \$1,802.37 transmission charges
- \$4,312.12 distribution charges
- \$0.50 nuclear decommissioning charges
- \$580.77 public purpose programs charge
- \$435.84 new system generation charge

Generation charges

SCE		
Energy-Winter		
Mid peak	585 kWh x \$0.04662	\$27.27
Off peak	49,742 kWh x \$0.03712	\$1,846.42

Your Generation charges include:

- -\$11.58 competition transition charge

Subtotal of your new charges		\$9,303.24
State tax	50,327 kWh x \$0.00029	\$14.59

Your overall energy charges include:

- \$84.61 franchise fees

Your new charges		\$9,317.83
-------------------------	--	-------------------

Additional information:

- Service voltage: 480 volts
- Net Surplus Compensation option: Rollover

Details of your tracked charges

Your rate: TOU-GS-3-R

Billing period: Apr 4 '17 to May 4 '17 (30 days)

Delivery charges

Energy-Winter		
Mid peak	585 kWh x \$0.04071	\$23.82
Off peak	49,742 kWh x \$0.04071	\$2,025.00
DWR bond charge	50,327 kWh x \$0.00549	\$276.30

Generation charges

SCE		
Energy-Winter		
Mid peak	585 kWh x \$0.04662	\$27.27
Off peak	49,742 kWh x \$0.03712	\$1,846.42
Energy Charge Total		\$4,198.81

Additional information regarding your Net Consumption/Generation:

- Net Energy Metering Month #11
- Your cumulative Energy Generation Credit as of previous month: \$0.00
- Your current month Energy Generation Credit: \$0.00
- Your cumulative Energy Generation Credit Year-to-Date: \$0.00
- Your cumulative Energy Billed Charges Year-to-Date: \$33,312.14
- Your cumulative kWh Year-to-Date: 515,937 kWh

Things you should know

THANK YOU FOR PARTICIPATING IN NET ENERGY METERING

This statement reflects your energy and non-energy related charges due and payable monthly. Your Net Energy Metering (NEM) cumulative Energy Generation Credit and your cumulative Energy Billed Charges are tracked throughout your Relevant Period and are shown to keep you updated. Your cumulative Energy Generation Credit, if any, will be used to reduce future billing period energy charges incurred in your Relevant Period.

At the end of your Relevant Period, the balance of your cumulative Energy Generation Credit, if any, will be used to offset your cumulative Energy Billed Charges, if any, and you will receive an overpayment credit up to the amount of your actual Energy Billed Charges. Additionally, if your cumulative kilowatt hours (kWh) is negative, you may receive net surplus compensation based upon the CPUC-approved value per kilowatt hours (kWh). Thank you for your participation in SCE's NEM Program.



Go paperless at www.sce.com/ebilling. It's fast, easy and secure.

P.O. Box 300
Rosemead, CA
91772-0001
www.sce.com

Your electricity bill

VICTOR VALLEY TRANSIT AUTHORITY / Page 1 of 6

For billing and service inquiries call 1-866-701-7869

Date bill prepared: Jun 6 '17

Customer account 2-03-604-1283

17150 SMOKETREE ST
HESPERIA, CA 92345-3299

0517CNG
05/31/17

Your account summary

Previous Balance	\$9,317.83
Payment Received 05/22	-\$9,317.83
Balance forward	\$0.00
Your new charges	\$9,798.98
Total amount you owe by Jun 26 '17	\$9,798.98

Net energy metering monthly billing month #12,
end of relevant period.

For information concerning your net consumption and
generation, please refer to the "Details of your tracked
charges" section of the bill.

Summary of your billing detail

Service account	Service address	Billing period	Your rate	New charges
3-032-8223-48	9585 E AVE	May 4 '17 to Jun 5 '17	TOU-GS-3-R	\$0.00
Billing adjustment	HESPERIA, CA			
3-032-8223-48	9585 E AVE	May 4 '17 to Jun 5 '17	TOU-GS-3-R	\$9,798.98
	HESPERIA, CA			

May SVCS - CNG
01-047-505070-110-000
\$ 12,859.29

May SVCS - Facility
01-160-505016-110-000
\$ 2,939.69

\$9,798.98

Things you should know

YOUR NEM RELEVANT PERIOD IS COMPLETE

This is the end of your Relevant Period as a customer-generator under SCE's Net Energy Metering Program. This statement displays details of your new charges as well as a possible credit for any overpayment of energy charges. Please note that all charges are due upon receipt and payable within 19 days.

If your cumulative kilowatt hours (kWh) is negative, you may receive net surplus compensation based upon the CPUC-approved value per kilowatt hours (kWh).

You may notice a change in your billing statement.....

Effective 6/1/2017, the billing rates used to calculate your bill have been modified. For more information, please visit www.sce.com/bill_change.

Please return the payment stub below with your payment and make your check payable to Southern California Edison.
If you want to pay in person, call 1-800-747-8908 for locations, or you can pay online at www.sce.com.

(14-574) Tear here

Tear here



Customer account 2-03-604-1283
Please write this number on your check. Make your
check payable to Southern California Edison.

Amount due by Jun 26 '17

\$9,798.98

Amount enclosed

\$

9,798.98

STMT 017 P5 C01 T0022 003792 01 AB 0.4000 C006



VICTOR VALLEY TRANSIT AUTHORITY
17150 SMOKETREE ST
HESPERIA, CA 92345-3299

P.O. BOX 300
ROSEMEAD, CA 91772-0001

03 604 1283 00000074 000000000000979898000979898

Go paperless at www.sce.com/ebilling. It's fast, easy and secure.

Service account 3-032-8223-48
Service address 9585 E AVE
HESPERIA, CA 92345

Rotating outage Group N001

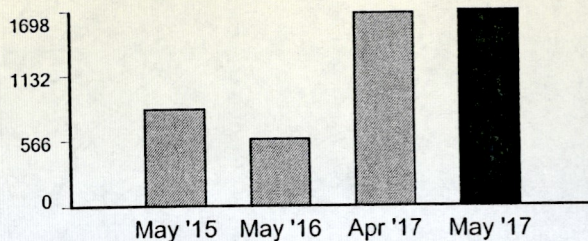
Compare the electricity you are using

	Electricity (kWh)	Demand (kW)	
Winter Season - Consumption			
Mid peak	15,168	401	(May 18 '17 20:00 to 20:15)
Off peak	56,039	432	(May 20 '17 22:15 to 22:30)
Summer Season - Consumption			
On peak	122	144	(Jun 1 '17 17:30 to 17:45)
Mid peak	2,430	396	(Jun 2 '17 19:45 to 20:00)
Off peak	7,024	396	(Jun 2 '17 23:30 to 23:45)
Winter Season - Net Generation			
Mid peak	-13,689		
Off peak	-8,473		
Summer Season - Net Generation			
On peak	-1,109		
Mid peak	-774		
Off peak	-2,388		
Total	54,350		

Your next billing cycle for meter V349N-012388 will end on or about Jul 5 '17.

Reactive usage is 74,344 kVarh
Maximum demand is 432 kW
Reactive demand is 324 kVar

Your daily average electricity usage (kWh)



Usage comparison

	May '15	May '16	Jun '16	Jul '16	Aug '16	Sep '16	Oct '16	Nov '16	Dec '16	Jan '17	Feb '17	Mar '17	Apr '17	May '17
Total kWh used	25,117	17,267	25,730	32,205	37,454	42,167	53,889	59,828	61,314	56,630	54,641	41,752	50,327	54,350
Number of days	30	30	32	29	29	32	30	33	30	29	32	29	30	32
Appx. average kWh used/day	837	575	804	1,110	1,291	1,317	1,796	1,812	2,043	1,952	1,707	1,439	1,677	1,698

Details of your new charges

Your rate: TOU-GS-3-R
Billing period: May 4 '17 to Jun 5 '17 (32 days Winter/Summer Season)

Delivery charges

Facilities rel demand 432 kW x \$11.15000 \$4,816.80
Energy-Winter

(Continued on next page)

Details of your new charges (continued)

Mid peak	1,479 kWh x \$0.04071	\$60.21
Off peak	47,566 kWh x \$0.04071	\$1,936.41
Energy-Summer		
On peak	-987 kWh x \$0.03981	-\$39.29
Mid peak	1,656 kWh x \$0.03981	\$65.93
Off peak	4,636 kWh x \$0.03981	\$184.56
DWR bond charge	54,350 kWh x \$0.00549	\$298.38
Customer charge		\$446.13
Power factor adj	324 kVar x \$0.55000	\$178.20
Generation charges		
SCE		
Energy-Winter		
Mid peak	1,479 kWh x \$0.04662	\$68.95
Off peak	47,566 kWh x \$0.03712	\$1,765.65
Energy-Summer		
On peak	-987 kWh x \$0.28916	-\$285.40
Mid peak	1,656 kWh x \$0.08281	\$137.13
Off peak	4,636 kWh x \$0.03226	\$149.56
Subtotal of your new charges		\$9,783.22
State tax	54,350 kWh x \$0.00029	\$15.76
Your new charges		\$9,798.98

Your Delivery charges include:

- \$1,931.87 transmission charges
- \$4,595.40 distribution charges
- \$0.54 nuclear decommissioning charges
- \$627.09 public purpose programs charge
- \$470.67 new system generation charge

Your Generation charges include:

- -\$12.50 competition transition charge

Your overall energy charges include:

- \$88.98 franchise fees

Additional information:

- Service voltage: 480 volts
- Net Surplus Compensation option: Rollover

Details of your tracked charges

Your rate: TOU-GS-3-R

Billing period: May 4 '17 to Jun 5 '17 (32 days Winter/Summer Season)

Delivery charges

Energy-Winter		
Mid peak	1,479 kWh x \$0.04071	\$60.21
Off peak	47,566 kWh x \$0.04071	\$1,936.41
Energy-Summer		
On peak	-987 kWh x \$0.03981	-\$39.29
Mid peak	1,656 kWh x \$0.03981	\$65.93
Off peak	4,636 kWh x \$0.03981	\$184.56
DWR bond charge	54,350 kWh x \$0.00549	\$298.38

Generation charges

SCE		
Energy-Winter		
Mid peak	1,479 kWh x \$0.04662	\$68.95
Off peak	47,566 kWh x \$0.03712	\$1,765.65
Energy-Summer		
On peak	-987 kWh x \$0.28916	-\$285.40
Mid peak	1,656 kWh x \$0.08281	\$137.13
Off peak	4,636 kWh x \$0.03226	\$149.56
Energy Charge Total		\$4,342.09

Additional information regarding your Net Consumption/Generation:

- Net Energy Metering Month #12
- Your cumulative Energy Generation Credit as of previous month: \$0.00
- Your current month Energy Generation Credit: \$0.00
- Your cumulative Energy Generation Credit Year-to-Date: \$0.00 *
- Your cumulative Energy Billed Charges Year-to-Date: \$37,654.23
- Your cumulative kWh Year-to-Date: 570,287 kWh

*If you earned a credit on your bill, the amount you receive may be less than your Cumulative Energy Charge which is based on SCE's rates. Your "Compensation Total" is based on the Cumulative kWh Year-to-Date shown above, which is then multiplied by a CPUC approved value per kWh.

Things you should know

THANK YOU FOR PARTICIPATING IN NET ENERGY METERING

This statement reflects your energy and non-energy related charges due and payable monthly. Your Net Energy Metering (NEM) cumulative Energy Generation Credit and your cumulative Energy Billed Charges are tracked throughout your Relevant Period and are shown to keep you updated. Your cumulative Energy Generation Credit, if any, will be used to reduce future billing period energy charges incurred in your Relevant Period.

At the end of your Relevant Period, the balance of your cumulative Energy Generation Credit, if any, will be used to offset your cumulative Energy Billed Charges, if any, and you will receive an overpayment credit up to the amount of your actual Energy Billed Charges. Additionally, if your cumulative kilowatt hours (kWh) is negative, you may receive net surplus compensation based upon the CPUC-approved value per kilowatt hours (kWh). Thank you for your participation in SCE's NEM Program.



Go paperless at www.sce.com/ebilling. It's fast, easy and secure.

P.O. Box 300
Rosemead, CA
91772-0001
www.sce.com

Your electricity bill

VICTOR VALLEY TRANSIT AUTHORITY / Page 1 of 4

0617CNG
01/19/17
7/1

For billing and service inquiries call 1-866-701-7869

Date bill prepared: Jul 6 '17

FY2017-2018 SPLIT

RECEIVED
JUL 11 2017
VVTA

Customer account 2-03-604-1283

Service account 3-032-8223-48
9585 E AVE
HESPERIA, CA 92345

Rotating outage Group N001

Your account summary

Previous Balance	\$9,798.98
Payment Received 06/22	-\$9,798.98
Balance forward	\$0.00
Your new charges	\$7,296.95
Total amount you owe by Jul 25 '17	\$7,296.95

Net energy metering monthly billing month #1.

For information concerning your net consumption and generation, please refer to the "Details of your tracked charges" section of the bill.

June Svcs - CNG
01-047-505020-110-000
\$ 5,107.86

June Svcs - Facility
01-160-505016-110-000
\$ 2,189.09

Compare the electricity you are using

Electricity (kWh)		Demand (kW)	
Summer Season - Consumption			
On peak	1,448	221	(Jun 26 '17 17:15 to 17:30)
Mid peak	23,275	423	(Jun 5 '17 21:15 to 21:30)
Off peak	49,729	427	(Jun 6 '17 01:15 to 01:30)
Summer Season - NetGeneration			
On peak	-11,216		
Mid peak	-6,190		
Off peak	-11,415		
Total	45,631		

Your next billing cycle for meter V349N-012388 will end on or about Aug 3 '17.

Reactive usage is 71,356 kVarh
Maximum demand is 427 kW
Reactive demand is 333 kVar

Please return the payment stub below with your payment and make your check payable to Southern California Edison.
If you want to pay in person, call 1-800-747-8908 for locations, or you can pay online at www.sce.com.

(14-574) Tear here

Tear here

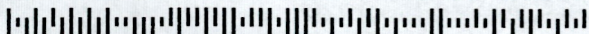


Customer account 2-03-604-1283
Please write this number on your check. Make your check payable to Southern California Edison.

Amount due by Jul 25 '17 \$7,296.95

Amount enclosed \$ 7,296.95

STMT 07 017 P5 C01 T0015 003059 01 AB 0.4000 C006



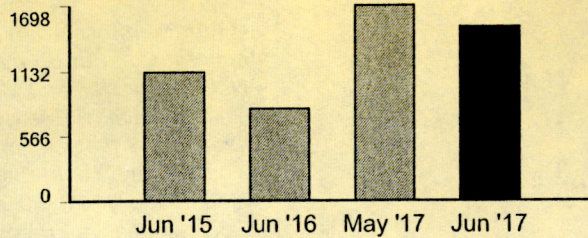
VICTOR VALLEY TRANSIT AUTHORITY
17150 SMOKETREE ST
HESPERIA, CA 92345-3299

P.O. BOX 300
ROSEMEAD, CA 91772-0001

03 604 1283 00000071 0000000000000729695000729695

Go paperless at www.sce.com/ebilling. It's fast, easy and secure.

Your daily average electricity usage (kWh)



Your monthly usage may be higher than usual...
Based on your historical usage pattern, your monthly usage is trending higher than normal. As a result, you may notice an increase in your bill. If you would like information on tips and programs that can help you lower your energy usage and your bill, please visit www.sce.com/billhelper.

Usage comparison

	Jun '15	Jun '16	Jul '16	Aug '16	Sep '16	Oct '16	Nov '16	Dec '16	Jan '17	Feb '17	Mar '17	Apr '17	May '17	Jun '17
Total kWh used	35,993	25,730	32,205	37,454	42,167	53,889	59,828	61,314	56,630	54,641	41,752	50,327	54,350	45,631
Number of days	32	32	29	29	32	30	33	30	29	32	29	30	32	30
Appx. average kWh used/day	1,124	804	1,110	1,291	1,317	1,796	1,812	2,043	1,952	1,707	1,439	1,677	1,698	1,521

Details of your new charges

Your rate: TOU-GS-3-R

Billing period: Jun 5 '17 to Jul 5 '17 (30 days)

Delivery charges

Facilities rel demand	427 kW x \$11.15000	\$4,761.05
Energy-Summer		
On peak	-9,768 kWh x \$0.03981	-\$388.86
Mid peak	17,085 kWh x \$0.03981	\$680.15
Off peak	38,314 kWh x \$0.03981	\$1,525.28
DWR bond charge	45,631 kWh x \$0.00549	\$250.51
Customer charge		\$446.13
Power factor adj	333 kVar x \$0.55000	\$183.15

Your Delivery charges include:

- \$1,884.09 transmission charges
- \$4,381.90 distribution charges
- \$0.46 nuclear decommissioning charges
- \$525.67 public purpose programs charge
- \$395.17 new system generation charge

Generation charges

SCE		
Energy-Summer		
On peak	-9,768 kWh x \$0.28916	-\$2,824.51
Mid peak	17,085 kWh x \$0.08281	\$1,414.81
Off peak	38,314 kWh x \$0.03226	\$1,236.01

Your Generation charges include:

- -\$10.50 competition transition charge

Subtotal of your new charges		\$7,283.72
State tax	45,631 kWh x \$0.00029	\$13.23
Your new charges		\$7,296.95

Your overall energy charges include:

- \$66.25 franchise fees

Additional information:

- Service voltage: 480 volts
- Net Surplus Compensation option: Rollover

Details of your tracked charges

Your rate: TOU-GS-3-R

Billing period: Jun 5 '17 to Jul 5 '17 (30 days)

Delivery charges

Energy-Summer		
On peak	-9,768 kWh x \$0.03981	-\$388.86
Mid peak	17,085 kWh x \$0.03981	\$680.15
Off peak	38,314 kWh x \$0.03981	\$1,525.28
DWR bond charge	45,631 kWh x \$0.00549	\$250.51

Generation charges

SCE		
Energy-Summer		
On peak	-9,768 kWh x \$0.28916	-\$2,824.51
Mid peak	17,085 kWh x \$0.08281	\$1,414.81
Off peak	38,314 kWh x \$0.03226	\$1,236.01
Energy Charge Total		\$1,893.39

Additional information regarding your Net Consumption/Generation:

- Net Energy Metering Month #1
- Your cumulative Energy Generation Credit as of previous month: \$0.00
- Your current month Energy Generation Credit: \$0.00
- Your cumulative Energy Generation Credit Year-to-Date: \$0.00
- Your cumulative Energy Billed Charges Year-to-Date: \$1,893.39
- Your cumulative kWh Year-to-Date: 45,631 kWh

Things you should know

THANK YOU FOR PARTICIPATING IN NET ENERGY METERING

This statement reflects your energy and non-energy related charges due and payable monthly. Your Net Energy Metering (NEM) cumulative Energy Generation Credit and your cumulative Energy Billed Charges are tracked throughout your Relevant Period and are shown to keep you updated. Your cumulative Energy Generation Credit, if any, will be used to reduce future billing period energy charges incurred in your Relevant Period.

At the end of your Relevant Period, the balance of your cumulative Energy Generation Credit, if any, will be used to offset your cumulative Energy Billed Charges, if any, and you will receive an overpayment credit up to the amount of your actual Energy Billed Charges. Additionally, if your cumulative kilowatt hours (kWh) is negative, you may receive net surplus compensation based upon the CPUC-approved value per kilowatt hours (kWh). Thank you for your participation in SCE's NEM Program.

For billing and service inquiries call 1-866-701-7869

Date bill prepared: Aug 4 '17

RECEIVED

AUG 08 2017

VVTA

Customer account 2-03-604-1283

0717CNG
7/31/17

Service account 3-032-8223-48
9585 E AVE
HESPERIA, CA 92345

Rotating outage Group N001

Your account summary

Previous Balance	\$7,296.95
Payment Received 07/27	- \$7,296.95
Balance forward	\$0.00
Your new charges	\$7,643.30
Late payment charge 01-160-511000-100-000	\$58.37

Net energy metering monthly billing month #2.

For information concerning your net consumption and generation, please refer to the "Details of your tracked charges" section of the bill.

→ Rqstd to waive late fee (to refund next billing)

Total amount you owe by Aug 23 '17 \$7,701.67

July SVCS - CNG
01-042-505020-110-000
\$ 5,350.31

July SVCS - Facility
01-160-505016-110-000
\$ 2,292.99

Compare the electricity you are using

Electricity (kWh)		Demand (kW)	
Summer Season - Consumption			
On peak	1,151	137	(Aug 2 '17 17:45 to 18:00)
Mid peak	21,769	384	(Jul 28 '17 22:45 to 23:00)
Off peak	49,639	402	(Jul 8 '17 02:30 to 02:45)
Summer Season - NetGeneration			
On peak	-9,268		
Mid peak	-5,807		
Off peak	-8,486		
Total	48,998		

Your next billing cycle for meter V349N-012388 will end on or about Sep 1 '17.

Reactive usage is 68,599 kVarh
Maximum demand is 402 kW
Reactive demand is 325 kVar

8/8/17
Spoke to John Rensch (rep)
To waive late fee
626)633-7158
(14-574)

Please return the payment stub below with your payment and make your check payable to Southern California Edison.
If you want to pay in person, call 1-800-747-8908 for locations, or you can pay online at www.sce.com.

Tear here



Customer account 2-03-604-1283
Please write this number on your check. Make your check payable to Southern California Edison.

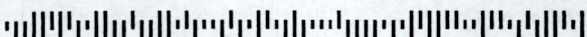
Amount due by Aug 23 '17

\$7,701.67

Amount enclosed

\$ 7,701.67

STMT 080117 P5 C01 T0013 002613 01 AB 0.4000 C006

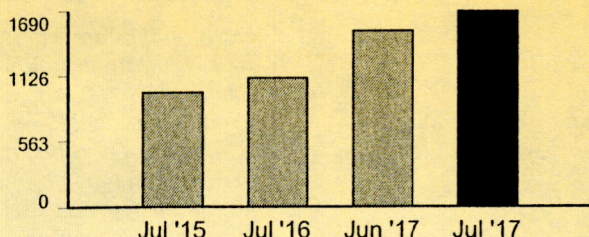


VICTOR VALLEY TRANSIT AUTHORITY
17150 SMOKETREE ST
HESPERIA, CA 92345-3299

P.O. BOX 300
ROSEMEAD, CA 91772-0001

03 604 1283 00000072 000000000000770167000770167

Your daily average electricity usage (kWh)



Your monthly usage may be higher than usual...
Based on your historical usage pattern, your monthly usage is trending higher than normal. As a result, you may notice an increase in your bill. If you would like information on tips and programs that can help you lower your energy usage and your bill, please visit www.sce.com/billhelper.

Usage comparison

	Jul '15	Jul '16	Aug '16	Sep '16	Oct '16	Nov '16	Dec '16	Jan '17	Feb '17	Mar '17	Apr '17	May '17	Jun '17	Jul '17
Total kWh used	28,502	32,205	37,454	42,167	53,889	59,828	61,314	56,630	54,641	41,752	50,327	54,350	45,631	48,998
Number of days	29	29	29	32	30	33	30	29	32	29	30	32	30	29
Appx. average kWh used/day	982	1,110	1,291	1,317	1,796	1,812	2,043	1,952	1,707	1,439	1,677	1,698	1,521	1,689

Details of your new charges

Your rate: TOU-GS-3-R

Billing period: Jul 5 '17 to Aug 3 '17 (29 days)

Delivery charges

Facilities rel demand	402 kW x \$11.15000	\$4,482.30
Energy-Summer		
On peak	-8,117 kWh x \$0.03981	-\$323.14
Mid peak	15,962 kWh x \$0.03981	\$635.45
Off peak	41,153 kWh x \$0.03981	\$1,638.30
DWR bond charge	48,998 kWh x \$0.00549	\$269.00
Customer charge		\$446.13
Power factor adj	325 kVar x \$0.55000	\$178.75

Your Delivery charges include:

- \$1,760.91 transmission charges
- \$4,286.54 distribution charges
- \$0.49 nuclear decommissioning charges
- \$564.46 public purpose programs charge
- \$424.32 new system generation charge

Generation charges

SCE		
Energy-Summer		
On peak	-8,117 kWh x \$0.28916	-\$2,347.11
Mid peak	15,962 kWh x \$0.08281	\$1,321.81
Off peak	41,153 kWh x \$0.03226	\$1,327.60

Your Generation charges include:

- -\$11.27 competition transition charge

Subtotal of your new charges		\$7,629.09
State tax	48,998 kWh x \$0.00029	\$14.21
Your new charges		\$7,643.30

Your overall energy charges include:

- \$69.39 franchise fees

Additional information:

- Service voltage: 480 volts
- Net Surplus Compensation option: Rollover

Details of your tracked charges

Your rate: TOU-GS-3-R

Billing period: Jul 5 '17 to Aug 3 '17 (29 days)

Delivery charges

Energy-Summer		
On peak	-8,117 kWh x \$0.03981	-\$323.14
Mid peak	15,962 kWh x \$0.03981	\$635.45
Off peak	41,153 kWh x \$0.03981	\$1,638.30
DWR bond charge	48,998 kWh x \$0.00549	\$269.00

Generation charges

SCE		
Energy-Summer		
On peak	-8,117 kWh x \$0.28916	-\$2,347.11
Mid peak	15,962 kWh x \$0.08281	\$1,321.81
Off peak	41,153 kWh x \$0.03226	\$1,327.60
Energy Charge Total		\$2,521.91

Additional information regarding your Net Consumption/Generation:

- Net Energy Metering Month #2
- Your cumulative Energy Generation Credit as of previous month: \$0.00
- Your current month Energy Generation Credit: \$0.00
- Your cumulative Energy Generation Credit Year-to-Date: \$0.00
- Your cumulative Energy Billed Charges Year-to-Date: \$4,415.30
- Your cumulative kWh Year-to-Date: 94,629 kWh

Things you should know

THANK YOU FOR PARTICIPATING IN NET ENERGY METERING

This statement reflects your energy and non-energy related charges due and payable monthly. Your Net Energy Metering (NEM) cumulative Energy Generation Credit and your cumulative Energy Billed Charges are tracked throughout your Relevant Period and are shown to keep you updated. Your cumulative Energy Generation Credit, if any, will be used to reduce future billing period energy charges incurred in your Relevant Period.

At the end of your Relevant Period, the balance of your cumulative Energy Generation Credit, if any, will be used to offset your cumulative Energy Billed Charges, if any, and you will receive an overpayment credit up to the amount of your actual Energy Billed Charges. Additionally, if your cumulative kilowatt hours (kWh) is negative, you may receive net surplus compensation based upon the CPUC-approved value per kilowatt hours (kWh). Thank you for your participation in SCE's NEM Program.



Go paperless at www.sce.com/ebilling. It's fast, easy and secure.

Your electricity bill

P.O. Box 300
Rosemead, CA
91772-0001
www.sce.com

VICTOR VALLEY TRANSIT AUTHORITY / Page 1 of 6

For billing and service inquiries call 1-866-701-7869

Date bill prepared: Sep 13 '17

RECEIVED

SEP 15 2017

VVTA

Customer account 2-03-604-1283

0817CNG
8/31/17

Service account 3-032-8223-48
9585 E AVE
HESPERIA, CA 92345

Rotating outage Group N001

Your account summary

Previous Balance	\$7,701.67
Late payment charge adjustment	-\$58.37
Payment Received 08/14	-\$7,701.67
Credit balance	01-160-511000-100-000
Your new charges	-\$58.37
Total amount you owe by Oct 2 '17	\$13,990.52

Net energy metering monthly billing month #3.

For information concerning your net consumption and generation, please refer to the "Details of your tracked charges" section of the bill.

August SVCS - CNG
01-042-505070-110-000
\$ 9,834.22


August SVCS Facility
01-160-505016-110-000
\$ 4,214.67

Compare the electricity you are using

Electricity (kWh)	Demand (kW)
Summer Season - Consumption	
On peak 6,453	192 (Aug 29 '17 16:30 to 16:45)
Mid peak 26,548	421 (Aug 22 '17 22:15 to 22:30)
Off peak 50,757	413 (Aug 3 '17 02:00 to 02:15)
Summer Season - NetGeneration	
On peak -1,411	
Mid peak -1,075	
Off peak -2,370	
Total	78,902

Your next billing cycle for meter V349N-012388 will end on or about Oct 3 '17.

Reactive usage is 71,150 kVarh
Maximum demand is 421 kW
Reactive demand is 333 kVar



Please return the payment stub below with your payment and make your check payable to Southern California Edison.
If you want to pay in person, call 1-800-747-8908 for locations, or you can pay online at www.sce.com.

(14-574)

Tear here

Tear here



Customer account 2-03-604-1283
Please write this number on your check. Make your check payable to Southern California Edison.

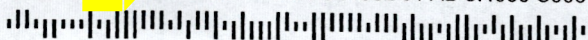
Amount due by Oct 2 '17

\$13,990.52

Amount enclosed

\$ 13,990.52

STMT 017 P5 C01 T0009 001832 01 AB 0.4000 C006



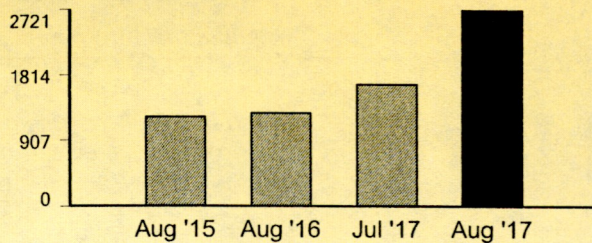
VICTOR VALLEY TRANSIT AUTHORITY
17150 SMOKE TREE ST
HESPERIA, CA 92345-3299

P.O. BOX 300
ROSEMEAD, CA 91772-0001

03 604 1283 00000070 000000000001399052001399052

Go paperless at www.sce.com/ebilling. It's fast, easy and secure.

Your daily average electricity usage (kWh)



Your monthly usage may be higher than usual...
Based on your historical usage pattern, your monthly usage is trending higher than normal. As a result, you may notice an increase in your bill. If you would like information on tips and programs that can help you lower your energy usage and your bill, please visit www.sce.com/billhelper.

Usage comparison

	Aug '15	Aug '16	Sep '16	Oct '16	Nov '16	Dec '16	Jan '17	Feb '17	Mar '17	Apr '17	May '17	Jun '17	Jul '17	Aug '17
Total kWh used	35,725	37,454	42,167	53,889	59,828	61,314	56,630	54,641	41,752	50,327	54,350	45,631	48,998	78,902
Number of days	29	29	32	30	33	30	29	32	29	30	32	30	29	29
Appx. average kWh used/day	1,231	1,291	1,317	1,796	1,812	2,043	1,952	1,707	1,439	1,677	1,698	1,521	1,689	2,720

Details of your new charges

Your rate: TOU-GS-3-R

Billing period: Aug 3 '17 to Sep 1 '17 (29 days)

Delivery charges

Facilities rel demand	421 kW x \$11.15000	\$4,694.15
Energy-Summer		
On peak	5,042 kWh x \$0.03981	\$200.72
Mid peak	25,473 kWh x \$0.03981	\$1,014.08
Off peak	48,387 kWh x \$0.03981	\$1,926.29
DWR bond charge	78,902 kWh x \$0.00549	\$433.17
Customer charge		\$446.13
Power factor adj	333 kVar x \$0.55000	\$183.15

Your Delivery charges include:

- \$1,785.38 transmission charges
- \$5,052.18 distribution charges
- \$0.79 nuclear decommissioning charges
- \$908.95 public purpose programs charge
- \$683.29 new system generation charge

Generation charges

SCE		
Energy-Summer		
On peak	5,042 kWh x \$0.28916	\$1,457.94
Mid peak	25,473 kWh x \$0.08281	\$2,109.42
Off peak	48,387 kWh x \$0.03226	\$1,560.96

Your Generation charges include:

- -\$18.15 competition transition charge

Your overall energy charges include:

- \$127.57 franchise fees

Subtotal of your new charges		\$14,026.01
State tax	78,902 kWh x \$0.00029	\$22.88

Your new charges **\$14,048.89**

Additional information:

- Service voltage: 480 volts
- Net Surplus Compensation option: Rollover

Details of your tracked charges

Your rate: TOU-GS-3-R

Billing period: Aug 3 '17 to Sep 1 '17 (29 days)

Delivery charges

Energy-Summer		
On peak	5,042 kWh x \$0.03981	\$200.72
Mid peak	25,473 kWh x \$0.03981	\$1,014.08
Off peak	48,387 kWh x \$0.03981	\$1,926.29
DWR bond charge	78,902 kWh x \$0.00549	\$433.17

Generation charges

SCE		
Energy-Summer		
On peak	5,042 kWh x \$0.28916	\$1,457.94
Mid peak	25,473 kWh x \$0.08281	\$2,109.42
Off peak	48,387 kWh x \$0.03226	\$1,560.96
Energy Charge Total		\$8,702.58

Additional information regarding your Net Consumption/Generation:

- Net Energy Metering Month #3
- Your cumulative Energy Generation Credit as of previous month: \$0.00
- Your current month Energy Generation Credit: \$0.00
- Your cumulative Energy Generation Credit Year-to-Date: \$0.00
- Your cumulative Energy Billed Charges Year-to-Date: \$13,117.88
- Your cumulative kWh Year-to-Date: 173,531 kWh

Things you should know

THANK YOU FOR PARTICIPATING IN NET ENERGY METERING

This statement reflects your energy and non-energy related charges due and payable monthly. Your Net Energy Metering (NEM) cumulative Energy Generation Credit and your cumulative Energy Billed Charges are tracked throughout your Relevant Period and are shown to keep you updated. Your cumulative Energy Generation Credit, if any, will be used to reduce future billing period energy charges incurred in your Relevant Period.

At the end of your Relevant Period, the balance of your cumulative Energy Generation Credit, if any, will be used to offset your cumulative Energy Billed Charges, if any, and you will receive an overpayment credit up to the amount of your actual Energy Billed Charges. Additionally, if your cumulative kilowatt hours (kWh) is negative, you may receive net surplus compensation based upon the CPUC-approved value per kilowatt hours (kWh). Thank you for your participation in SCE's NEM Program.



Go paperless at www.sce.com/ebilling. It's fast, easy and secure.

Your electricity bill

P.O. Box 300
Rosemead, CA
91772-0001
www.sce.com

VICTOR VALLEY TRANSIT AUTHORITY / Page 1 of 8

0917CNG
9/30/17

For billing and service inquiries call 1-866-701-7869

Date bill prepared: Oct 5 '17

RECEIVED

OCT 09 2017

VVTA

Customer account 2-03-604-1283

Service account 3-032-8223-48
9585 E AVE
HESPERIA, CA 92345

Rotating outage Group N001

Your account summary

Previous Balance	\$13,990.52
Payment Received 09/28	-\$13,990.52
Balance forward	\$0.00
Your new charges	\$15,768.76

Total amount you owe by Oct 24 '17

\$15,768.76

Net energy metering monthly billing month #4.

For information concerning your net consumption and generation, please refer to the "Details of your tracked charges" section of the bill.

September Svcs - CNG
01-047-505070-110-000
11,038.13

September Svcs-Facility
01-160-505016-110-000
4,730.63

Compare the electricity you are using

Electricity (kWh)		Demand (kW)	
Summer Season - Consumption			
On peak	7,038	256	(Sep 5 '17 17:45 to 18:00)
Mid peak	26,929	388	(Sep 14 '17 19:30 to 19:45)
Off peak	53,242	427	(Sep 19 '17 23:15 to 23:30)
Winter Season - Consumption			
Mid peak	850	303	(Oct 2 '17 20:15 to 20:30)
Off peak	4,211	386	(Oct 1 '17 20:45 to 21:00)
Summer Season - NetGeneration			
On peak	0		
Mid peak	0		
Off peak	0		

Your next billing cycle for meter V349N-012388 will end on or about Nov 1 '17.

Reactive usage is 77,293 kVarh
Maximum demand is 427 kW
Reactive demand is 326 kVar

Please return the payment stub below with your payment and make your check payable to Southern California Edison.
If you want to pay in person, call 1-800-747-8908 for locations, or you can pay online at www.sce.com.

(14-574)

Tear here

Tear here



Customer account 2-03-604-1283
Please write this number on your check. Make your check payable to Southern California Edison.

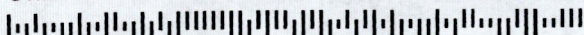
Amount due by Oct 24 '17

\$15,768.76

Amount enclosed

\$ 15,768.76

STMT 10 17 P5 C01 T0015 003080 01 AB 0.4000 C006



VICTOR VALLEY TRANSIT AUTHORITY
17150 SMOKE TREE ST
HESPERIA, CA 92345-3299

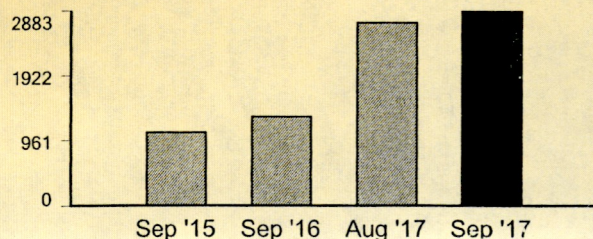
P.O. BOX 300
ROSEMEAD, CA 91772-0001

03 604 1283 00000074 000000000001576876001576876

Go paperless at www.sce.com/ebilling. It's fast, easy and secure.

Winter Season - NetGeneration	
Mid peak	0
Off peak	0
Total	92,270

Your daily average electricity usage (kWh)



Your monthly usage may be higher than usual...
Based on your historical usage pattern, your monthly usage is trending higher than normal. As a result, you may notice an increase in your bill. If you would like information on tips and programs that can help you lower your energy usage and your bill, please visit www.sce.com/billhelper.

Usage comparison

	Sep '15	Sep '16	Oct '16	Nov '16	Dec '16	Jan '17	Feb '17	Mar '17	Apr '17	May '17	Jun '17	Jul '17	Aug '17	Sep '17
Total kWh used	32,579	42,167	53,889	59,828	61,314	56,630	54,641	41,752	50,327	54,350	45,631	48,998	78,902	92,270
Number of days	30	32	30	33	30	29	32	29	30	32	30	29	29	32
Appx. average kWh used/day	1,085	1,317	1,796	1,812	2,043	1,952	1,707	1,439	1,677	1,698	1,521	1,689	2,720	2,883

Details of your new charges

Your rate: TOU-GS-3-R

Billing period: Sep 1 '17 to Oct 3 '17 (32 days Summer/Winter Season)

Delivery charges

Facilities rel demand	427 kW x \$11.15000	\$4,761.05
Energy-Summer		
On peak	7,038 kWh x \$0.03981	\$280.18
Mid peak	26,929 kWh x \$0.03981	\$1,072.04
Off peak	53,242 kWh x \$0.03981	\$2,119.56
Energy-Winter		
Mid peak	850 kWh x \$0.03923	\$33.35
Off peak	4,211 kWh x \$0.03923	\$165.20
DWR bond charge	92,270 kWh x \$0.00549	\$506.56
Customer charge		\$446.13
Power factor adj	326 kVar x \$0.55000	\$179.30

Your Delivery charges include:

- \$1,784.74 transmission charges
- \$5,372.40 distribution charges
- \$0.92 nuclear decommissioning charges
- \$1,060.02 public purpose programs charge
- \$799.07 new system generation charge

Your Generation charges include:

- -\$21.22 competition transition charge

Your overall energy charges include:

- \$143.17 franchise fees

Generation charges

SCE		
Energy-Summer		
On peak	7,038 kWh x \$0.28916	\$2,035.11
Mid peak	26,929 kWh x \$0.08281	\$2,229.99
Off peak	53,242 kWh x \$0.03226	\$1,717.59
Energy-Winter		
Mid peak	850 kWh x \$0.04662	\$39.63
Off peak	4,211 kWh x \$0.03712	\$156.31

Additional information:

- Service voltage: 480 volts
- Net Surplus Compensation option: Rollover

Subtotal of your new charges	\$15,742.00
State tax	92,270 kWh x \$0.00029
Your new charges	\$15,768.76

Details of your tracked charges

Your rate: TOU-GS-3-R

Billing period: Sep 1 '17 to Oct 3 '17 (32 days Summer/Winter Season)

Delivery charges

Energy-Summer

On peak	7,038 kWh x \$0.03981	\$280.18
Mid peak	26,929 kWh x \$0.03981	\$1,072.04
Off peak	53,242 kWh x \$0.03981	\$2,119.56

Energy-Winter

Mid peak	850 kWh x \$0.03923	\$33.35
Off peak	4,211 kWh x \$0.03923	\$165.20

DWR bond charge	92,270 kWh x \$0.00549	\$506.56
-----------------	------------------------	----------

Generation charges

SCE

Energy-Summer

On peak	7,038 kWh x \$0.28916	\$2,035.11
Mid peak	26,929 kWh x \$0.08281	\$2,229.99
Off peak	53,242 kWh x \$0.03226	\$1,717.59

Energy-Winter

Mid peak	850 kWh x \$0.04662	\$39.63
Off peak	4,211 kWh x \$0.03712	\$156.31

Energy Charge Total		\$10,355.52
----------------------------	--	--------------------

Additional information regarding your Net Consumption/Generation:

- Net Energy Metering Month #4
- Your cumulative Energy Generation Credit as of previous month: \$0.00
- Your current month Energy Generation Credit: \$0.00
- Your cumulative Energy Generation Credit Year-to-Date: \$0.00
- Your cumulative Energy Billed Charges Year-to-Date: \$23,473.40
- Your cumulative kWh Year-to-Date: 265,801 kWh

Things you should know

THANK YOU FOR PARTICIPATING IN NET ENERGY METERING

This statement reflects your energy and non-energy related charges due and payable monthly. Your Net Energy Metering (NEM) cumulative Energy Generation Credit and your cumulative Energy Billed Charges are tracked throughout your Relevant Period and are shown to keep you updated. Your cumulative Energy Generation Credit, if any, will be used to reduce future billing period energy charges incurred in your Relevant Period.

At the end of your Relevant Period, the balance of your cumulative Energy Generation Credit, if any, will be used to offset your cumulative Energy Billed Charges, if any, and you will receive an overpayment credit up to the amount of your actual Energy Billed Charges. Additionally, if your cumulative kilowatt hours (kWh) is negative, you may receive net surplus compensation based upon the CPUC-approved value per kilowatt hours (kWh). Thank you for your participation in SCE's NEM Program.



SOUTHERN CALIFORNIA
EDISON
CNG
An EDISON INTERNATIONAL® Company

Go paperless at www.sce.com/ebilling. It's fast, easy and secure.

P.O. Box 300
Rosemead, CA
91772-0001
www.sce.com

Your electricity bill

VICTOR VALLEY TRANSIT AUTHORITY / Page 1 of 6

1017CNG
10/31/17

For billing and service inquiries call 1-866-701-7869

Date bill prepared: Nov 2 '17

RECEIVED
NOV 06 2017
VVTA

Customer account 2-03-604-1283

Service account 3-032-8223-48
9585 E AVE
HESPERIA, CA 92345

Rotating outage Group N001

Your account summary

Previous Balance	\$15,768.76
Payment Received 10/20	-\$15,768.76
Balance forward	\$0.00
Your new charges	\$10,790.60
Total amount you owe by Nov 21 '17	\$10,790.60

Net energy metering monthly billing month #5.

For information concerning your net consumption and generation, please refer to the "Details of your tracked charges" section of the bill.

OCTOBER SVCS - CNG
01-047-505070-110-000
\$ 7,553.42

OCTOBER SVCS - Facility
01-160-505016-110-000
\$ 3,237.18

Compare the electricity you are using

	Electricity (kWh)	Demand (kW)
Winter Season - Consumption		
Mid peak	15,747	444 (Oct 20 '17 19:15 to 19:30)
Off peak	62,420	435 (Oct 13 '17 00:15 to 00:30)
Winter Season - NetGeneration		
Mid peak	-9,501	
Off peak	-5,937	
Total	62,729	

Your next billing cycle for meter V349N-012388 will end on or about Dec 4 '17.

Reactive usage is 68,582 kVarh
Maximum demand is 444 kW
Reactive demand is 332 kVar

Please return the payment stub below with your payment and make your check payable to Southern California Edison.
If you want to pay in person, call 1-800-747-8908 for locations, or you can pay online at www.sce.com.

(14-574) Tear here

Tear here



SOUTHERN CALIFORNIA
EDISON
An EDISON INTERNATIONAL® Company

Customer account 2-03-604-1283
Please write this number on your check. Make your check payable to Southern California Edison.

Amount due by Nov 21 '17

\$10,790.60

Amount enclosed

\$ 10,790.60

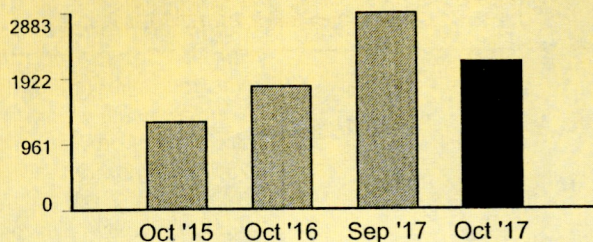
STMT 110 17 P5 C02 T0023 003642 01 AB 0.4000 C006
VICTOR VALLEY TRANSIT AUTHORITY
17150 SMOKE TREE ST
HESPERIA, CA 92345-3299

P.O. BOX 300
ROSEMEAD, CA 91772-0001

03 604 1283 00000078 000000000001079060001079060

Go paperless at www.sce.com/ebilling. It's fast, easy and secure.

Your daily average electricity usage (kWh)



Usage comparison

	Oct '15	Oct '16	Nov '16	Dec '16	Jan '17	Feb '17	Mar '17	Apr '17	May '17	Jun '17	Jul '17	Aug '17	Sep '17	Oct '17
Total kWh used	40,966	53,889	59,828	61,314	56,630	54,641	41,752	50,327	54,350	45,631	48,998	78,902	92,270	62,729
Number of days	32	30	33	30	29	32	29	30	32	30	29	29	32	29
Appx. average kWh used/day	1,280	1,796	1,812	2,043	1,952	1,707	1,439	1,677	1,698	1,521	1,689	2,720	2,883	2,163

Details of your new charges

Your rate: TOU-GS-3-R

Billing period: Oct 3 '17 to Nov 1 '17 (29 days)

Delivery charges

Facilities rel demand	444 kW x \$11.15000	\$4,950.60
Energy-Winter		
Mid peak	6,246 kWh x \$0.03923	\$245.03
Off peak	56,483 kWh x \$0.03923	\$2,215.83
DWR bond charge	62,729 kWh x \$0.00549	\$344.38
Customer charge		\$446.13
Power factor adj	332 kVar x \$0.55000	\$182.60

Your Delivery charges include:

- \$1,926.55 transmission charges
- \$4,856.55 distribution charges
- \$0.63 nuclear decommissioning charges
- \$686.26 public purpose programs charge
- \$543.23 new system generation charge

Generation charges

SCE		
Energy-Winter		
Mid peak	6,246 kWh x \$0.04662	\$291.19
Off peak	56,483 kWh x \$0.03712	\$2,096.65
Subtotal of your new charges		\$10,772.41
State tax	62,729 kWh x \$0.00029	\$18.19
Your new charges		\$10,790.60

Your Generation charges include:

- -\$14.43 competition transition charge

Your overall energy charges include:

- \$97.98 franchise fees

Additional information:

- Service voltage: 480 volts
- Net Surplus Compensation option: Rollover

Details of your tracked charges

Your rate: TOU-GS-3-R

Billing period: Oct 3 '17 to Nov 1 '17 (29 days)

Delivery charges

Energy-Winter

Mid peak	6,246 kWh x \$0.03923	\$245.03
Off peak	56,483 kWh x \$0.03923	\$2,215.83
DWR bond charge	62,729 kWh x \$0.00549	\$344.38

Generation charges

SCE

Energy-Winter

Mid peak	6,246 kWh x \$0.04662	\$291.19
Off peak	56,483 kWh x \$0.03712	\$2,096.65

Energy Charge Total		\$5,193.08
----------------------------	--	-------------------

Additional information regarding your Net Consumption/Generation:

- Net Energy Metering Month #5
- Your cumulative Energy Generation Credit as of previous month: \$0.00
- Your current month Energy Generation Credit: \$0.00
- Your cumulative Energy Generation Credit Year-to-Date: \$0.00
- Your cumulative Energy Billed Charges Year-to-Date: \$28,666.48
- Your cumulative kWh Year-to-Date: 328,530 kWh

Things you should know

THANK YOU FOR PARTICIPATING IN NET ENERGY METERING

This statement reflects your energy and non-energy related charges due and payable monthly. Your Net Energy Metering (NEM) cumulative Energy Generation Credit and your cumulative Energy Billed Charges are tracked throughout your Relevant Period and are shown to keep you updated. Your cumulative Energy Generation Credit, if any, will be used to reduce future billing period energy charges incurred in your Relevant Period.

At the end of your Relevant Period, the balance of your cumulative Energy Generation Credit, if any, will be used to offset your cumulative Energy Billed Charges, if any, and you will receive an overpayment credit up to the amount of your actual Energy Billed Charges. Additionally, if your cumulative kilowatt hours (kWh) is negative, you may receive net surplus compensation based upon the CPUC-approved value per kilowatt hours (kWh). Thank you for your participation in SCE's NEM Program.



Go paperless at www.sce.com/ebilling. It's fast, easy and secure.

P.O. Box 300
Rosemead, CA
91772-0001
www.sce.com

Your electricity bill

VICTOR VALLEY TRANSIT AUTHORITY / Page 1 of 8

For billing and service inquiries call 1-866-701-7869

Date bill prepared: Dec 7 '17

Customer account 2-03-604-1283

Service account 3-032-8223-48
9585 E AVE
HESPERIA, CA 92345

Rotating outage Group N001

Your account summary

Previous Balance	\$10,790.60
Payment Received 11/17	-\$10,790.60
Balance forward	\$0.00
Your new charges	\$11,543.05
Total amount you owe by Dec 26 '17	\$11,543.05

Net energy metering monthly billing month #6.

For information concerning your net consumption and generation, please refer to the "Details of your tracked charges" section of the bill.

Compare the electricity you are using

Electricity (kWh)		Demand (kW)	
Winter Season - Consumption			
Mid peak	17,951	398	(Dec 1 '17 20:00 to 20:15)
Off peak	68,138	416	(Nov 28 '17 00:30 to 00:45)
Winter Season - NetGeneration			
Mid peak	-5,897		
Off peak	-5,125		
Total	75,067		

Your next billing cycle for meter V349N-012388 will end on or about Jan 3 '18.

Reactive usage is 74,540 kVarh
Maximum demand is 416 kW
Reactive demand is 325 kVar

November Svcs - CNG
01-047-505070-110-000
0060.13

November Svcs - Facility
01-160-505016-110-000
3,467.92

Please return the payment stub below with your payment and make your check payable to Southern California Edison.
If you want to pay in person, call 1-800-747-8908 for locations, or you can pay online at www.sce.com.

(14-574) Tear here

Tear here



Customer account 2-03-604-1283
Please write this number on your check. Make your check payable to Southern California Edison.

Amount due by Dec 26 '17 \$11,543.05
Amount enclosed \$ 11,543.05

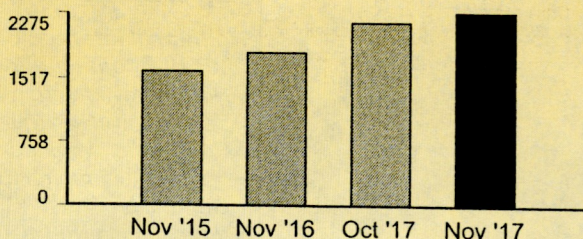
STMT 120 7 P5 C01 T0010 002043 01 AB 0.4000 C006
VICTOR VALLEY TRANSIT AUTHORITY
17150 SMOKE TREE ST
HESPERIA, CA 92345-3299

P.O. BOX 300
ROSEMEAD, CA 91772-0001

03 604 1283 00000071 0000000000001154305001154305

Go paperless at www.sce.com/ebilling. It's fast, easy and secure.

Your daily average electricity usage (kWh)



Usage comparison

	Nov '15	Nov '16	Dec '16	Jan '17	Feb '17	Mar '17	Apr '17	May '17	Jun '17	Jul '17	Aug '17	Sep '17	Oct '17	Nov '17
Total kWh used	49,547	59,828	61,314	56,630	54,641	41,752	50,327	54,350	45,631	48,998	78,902	92,270	62,729	75,067
Number of days	31	33	30	29	32	29	30	32	30	29	29	32	29	33
Appx. average kWh used/day	1,598	1,812	2,043	1,952	1,707	1,439	1,677	1,698	1,521	1,689	2,720	2,883	2,163	2,274

Details of your new charges

Your rate: TOU-GS-3-R

Billing period: Nov 1 '17 to Dec 4 '17 (33 days)

Delivery charges

Facilities rel demand	416 kW x \$11.15000	\$4,638.40
Energy-Winter		
Mid peak	12,054 kWh x \$0.03923	\$472.88
Off peak	63,013 kWh x \$0.03923	\$2,472.00
DWR bond charge	75,067 kWh x \$0.00549	\$412.12
Customer charge		\$446.13
Power factor adj	325 kVar x \$0.55000	\$178.75

Your Delivery charges include:

- \$1,770.34 transmission charges
- \$4,933.47 distribution charges
- \$0.75 nuclear decommissioning charges
- \$821.23 public purpose programs charge
- \$650.08 new system generation charge

Generation charges

SCE		
Energy-Winter		
Mid peak	12,054 kWh x \$0.04662	\$561.96
Off peak	63,013 kWh x \$0.03712	\$2,339.04

Your Generation charges include:

- -\$17.27 competition transition charge

Subtotal of your new charges		\$11,521.28
State tax	75,067 kWh x \$0.00029	\$21.77

Your overall energy charges include:

- \$104.79 franchise fees

Your new charges		\$11,543.05
-------------------------	--	--------------------

Additional information:

- Service voltage: 480 volts
- Net Surplus Compensation option: Rollover

Details of your tracked charges

Your rate: TOU-GS-3-R

Billing period: Nov 1 '17 to Dec 4 '17 (33 days)

Delivery charges

Energy-Winter		
Mid peak	12,054 kWh x \$0.03923	\$472.88
Off peak	63,013 kWh x \$0.03923	\$2,472.00
DWR bond charge	75,067 kWh x \$0.00549	\$412.12

Generation charges

SCE		
Energy-Winter		
Mid peak	12,054 kWh x \$0.04662	\$561.96
Off peak	63,013 kWh x \$0.03712	\$2,339.04
Energy Charge Total		\$6,258.00

Additional information regarding your Net Consumption/Generation:

- Net Energy Metering Month #6
- Your cumulative Energy Generation Credit as of previous month: \$0.00
- Your current month Energy Generation Credit: \$0.00
- Your cumulative Energy Generation Credit Year-to-Date: \$0.00
- Your cumulative Energy Billed Charges Year-to-Date: \$34,924.48
- Your cumulative kWh Year-to-Date: 403,597 kWh

Things you should know

THANK YOU FOR PARTICIPATING IN NET ENERGY METERING

This statement reflects your energy and non-energy related charges due and payable monthly. Your Net Energy Metering (NEM) cumulative Energy Generation Credit and your cumulative Energy Billed Charges are tracked throughout your Relevant Period and are shown to keep you updated. Your cumulative Energy Generation Credit, if any, will be used to reduce future billing period energy charges incurred in your Relevant Period.

At the end of your Relevant Period, the balance of your cumulative Energy Generation Credit, if any, will be used to offset your cumulative Energy Billed Charges, if any, and you will receive an overpayment credit up to the amount of your actual Energy Billed Charges. Additionally, if your cumulative kilowatt hours (kWh) is negative, you may receive net surplus compensation based upon the CPUC-approved value per kilowatt hours (kWh). Thank you for your participation in SCE's NEM Program.

For billing and service inquiries call 1-866-701-7869

Date bill prepared: Jan 4 '18

RECEIVED
JAN - 8 2018
VVTA

Customer account 2-03-604-1283

Service account 3-032-8223-48
9585 E AVE
HESPERIA, CA 92345

Rotating outage Group N001

1217CNG
12/31/17

Your account summary

Previous Balance	\$11,543.05
Payment Received 12/26	-\$11,543.05
Balance forward	\$0.00
Your new charges	\$10,914.24
Total amount you owe by Jan 23 '18	\$10,914.24

Net energy metering monthly billing month #7.

For information concerning your net consumption and generation, please refer to the "Details of your tracked charges" section of the bill.

Compare the electricity you are using

	Electricity (kWh)	Demand (kW)
Winter Season - Consumption		
Mid peak	17,118	384 (Dec 29 '17 19:15 to 19:30)
Off peak	59,215	414 (Dec 12 '17 01:45 to 02:00)
Winter Season - NetGeneration		
Mid peak	-5,157	
Off peak	-3,692	
Total	67,484	

Your next billing cycle for meter V349N-012388 will end on or about Feb 1 '18.

Reactive usage is 65,636 kVarh
Maximum demand is 414 kW
Reactive demand is 325 kVar

December SVCS-CNG
01-04V-505020-110-000
\$ 7,639.97

December SVCS-Facility
01-160-505016-110-000
\$ 3,274.27

Please return the payment stub below with your payment and make your check payable to Southern California Edison.
If you want to pay in person, call 1-800-747-8908 for locations, or you can pay online at www.sce.com.

(14-574)

Tear here

Tear here



Customer account 2-03-604-1283
Please write this number on your check. Make your check payable to Southern California Edison.

Amount due by Jan 23 '18 **\$10,914.24**

Amount enclosed \$ **10,914.24**

STMT 01 18 P5 C01 T0014 002741 01 AB 0.4000 C006

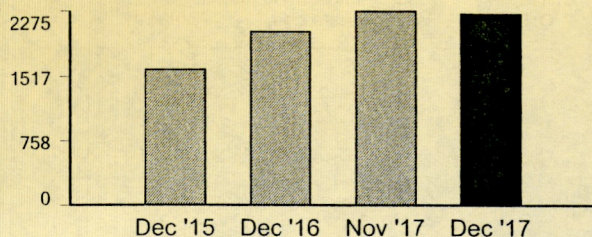


VICTOR VALLEY TRANSIT AUTHORITY
17150 SMOKE TREE ST
HESPERIA, CA 92345-3299

P.O. BOX 300
ROSEMEAD, CA 91772-0001

03 604 1283 00000076 000000000001091424001091424

Your daily average electricity usage (kWh)



Usage comparison

	Dec '15	Dec '16	Jan '17	Feb '17	Mar '17	Apr '17	May '17	Jun '17	Jul '17	Aug '17	Sep '17	Oct '17	Nov '17	Dec '17
Total kWh used	51,069	61,314	56,630	54,641	41,752	50,327	54,350	45,631	48,998	78,902	92,270	62,729	75,067	67,484
Number of days	32	30	29	32	29	30	32	30	29	29	32	29	33	30
Appx. average kWh used/day	1,595	2,043	1,952	1,707	1,439	1,677	1,698	1,521	1,689	2,720	2,883	2,163	2,274	2,249

Details of your new charges

Your rate: TOU-GS-3-R

Billing period: Dec 4 '17 to Jan 3 '18 (30 days)

Delivery charges

Facilities rel demand	414 kW x \$11.15000 x 28/30 days	\$4,308.36
Facilities rel demand	414 kW x \$11.45000 x 2/30 days	\$316.02
Energy-Winter		
Mid peak	11,164 kWh x \$0.03923	\$437.96
Off peak	51,821 kWh x \$0.03923	\$2,032.94
Mid peak	797 kWh x \$0.03519	\$28.05
Off peak	3,702 kWh x \$0.03519	\$130.27
DWR bond charge	67,484 kWh x \$0.00549	\$370.49
Customer charge		\$416.39
Customer charge		\$30.84
Power factor adj	325 kVar x \$0.55000	\$178.75

Your Delivery charges include:

- \$1,775.78 transmission charges
- \$4,771.45 distribution charges
- \$0.85 nuclear decommissioning charges
- \$734.99 public purpose programs charge
- \$567.36 new system generation charge

Your Generation charges include:

- -\$12.15 competition transition charge

Your overall energy charges include:

- \$99.09 franchise fees

Additional information:

- Service voltage: 480 volts
- Net Surplus Compensation option: Rollover

Generation charges

SCE		
Energy-Winter		
Mid peak	11,164 kWh x \$0.04662	\$520.47
Off peak	51,821 kWh x \$0.03712	\$1,923.60
Mid peak	797 kWh x \$0.05355	\$42.68
Off peak	3,702 kWh x \$0.04264	\$157.85
Subtotal of your new charges		\$10,894.67
State tax	67,484 kWh x \$0.00029	\$19.57
Your new charges		\$10,914.24

Things you should know

You may notice a change in your billing statement.....

Effective 1/1/2018, the billing rates used to calculate your bill have been modified. For more information, please visit www.sce.com/bill_change.

Details of your tracked charges

Your rate: TOU-GS-3-R

Billing period: Dec 4 '17 to Jan 3 '18 (30 days)

Delivery charges

Energy-Winter

Mid peak	11,164 kWh x \$0.03923	\$437.96
Off peak	51,821 kWh x \$0.03923	\$2,032.94
Mid peak	797 kWh x \$0.03519	\$28.05
Off peak	3,702 kWh x \$0.03519	\$130.27
DWR bond charge	67,484 kWh x \$0.00549	\$370.49

Generation charges

SCE

Energy-Winter

Mid peak	11,164 kWh x \$0.04662	\$520.47
Off peak	51,821 kWh x \$0.03712	\$1,923.60
Mid peak	797 kWh x \$0.05355	\$42.68
Off peak	3,702 kWh x \$0.04264	\$157.85

Energy Charge Total **\$5,644.31**

Additional information regarding your Net Consumption/Generation:

- Net Energy Metering Month #7
- Your cumulative Energy Generation Credit as of previous month: \$0.00
- Your current month Energy Generation Credit: \$0.00
- Your cumulative Energy Generation Credit Year-to-Date: \$0.00
- Your cumulative Energy Billed Charges Year-to-Date: \$40,568.79
- Your cumulative kWh Year-to-Date: 471,081 kWh

Things you should know

THANK YOU FOR PARTICIPATING IN NET ENERGY METERING

This statement reflects your energy and non-energy related charges due and payable monthly. Your Net Energy Metering (NEM) cumulative Energy Generation Credit and your cumulative Energy Billed Charges are tracked throughout your Relevant Period and are shown to keep you updated. Your cumulative Energy Generation Credit, if any, will be used to reduce future billing period energy charges incurred in your Relevant Period.

At the end of your Relevant Period, the balance of your cumulative Energy Generation Credit, if any, will be used to offset your cumulative Energy Billed Charges, if any, and you will receive an overpayment credit up to the amount of your actual Energy Billed Charges. Additionally, if your cumulative kilowatt hours (kWh) is negative, you may receive net surplus compensation based upon the CPUC-approved value per kilowatt hours (kWh). Thank you for your participation in SCE's NEM Program.